



young  
canadians  
in a  
wired  
world  
the students' view

Prepared for the  
Media Awareness Network  
and  
Government of Canada

Prepared by  
Environics Research Group

October 2001



# TABLE OF CONTENTS

---

INTRODUCTION.....	5
OVERVIEW .....	9
EXECUTIVE SUMMARY.....	13
USE OF INTERNET .....	21
INTERNET ACCESS AND AGE OF FIRST USE .....	23
TIME SPENT ON INTERNET .....	24
INTERNET ACTIVITIES.....	25
General Uses .....	25
E-thics .....	27
Information Retrieval .....	28
Social Communication .....	30
Personal Web Sites .....	36
ATTITUDES TOWARD INTERNET .....	39
BENEFITS OF THE INTERNET .....	41
CREDIBILITY OF INFORMATION ON INTERNET .....	42
MAIN SOURCE OF LEARNING ABOUT INTERNET .....	44
VIEWS ON PARENTS' KNOWLEDGE OF THEIR INTERNET USE.....	45
VIEWS ON PARENTS' KNOWLEDGE OF THEIR INTERNET USE .....	47
RULES AND SUPERVISION OF INTERNET USAGE .....	51
RULES REGARDING INTERNET USE .....	53
PARENTAL SUPERVISION AND MONITORING OF INTERNET USE .....	55
SUBMITTING PERSONAL INFORMATION .....	57
SUBMITTING PERSONAL INFORMATION .....	59
OFFENSIVE MATERIAL ON INTERNET.....	61
EXPOSURE TO PORNOGRAPHY .....	63
EXPOSURE TO VIOLENCE .....	66
EXPOSURE TO "HATEFUL" MATERIAL.....	67
DISTURBING MATERIAL .....	70

---

EXPERIENCES WITH PEOPLE ENCOUNTERED THROUGH THE INTERNET .....	73
EXPERIENCES WITH PEOPLE ON THE INTERNET .....	75
IN-PERSON MEETINGS WITH PEOPLE MET ON INTERNET .....	78
BEHAVIOUR ON INTERNET .....	81
VIRTUAL PERSONALITIES .....	83
VISITING AGE-INAPPROPRIATE SITES .....	84
VIDEO GAMES .....	87
USE OF VIDEO GAMES .....	89
SUPERVISION .....	91
METHODOLOGY .....	93

---

## INTRODUCTION



---

Canada is one of the world leaders in terms of Internet penetration in households. Canadians are using the Internet at home, in the workplace, school, library and other locations.

Youth are among the biggest users of media, including the Internet. Access to the Internet among youth is widespread, given that it is commonly available across the educational system and accessible in many households, public libraries and other locations.

Youth are using the Internet for a wide variety of activities, including social communication, such as e-mail, instant messaging (IM) and chat rooms, entertainment, accessing information, educational pursuits and other activities.

Along with all the benefits for children using the Internet, there are risks. Children can be exposed to pornographic, violent and hateful material and come across age-inappropriate sites. They can also come into contact with people who may put them or their family at risk, or they may become the subject of harassment.

This study examines the use of the Internet by Canadian youth, aged nine to 17 years and the extent to which they place themselves at risk. It also looks at their perceptions of parental knowledge and supervision of their Internet use.

Throughout this report, the phrase “youth in elementary school” refers to those aged nine to 12, excluding those aged 11 or 12 in Quebec who attend a secondary school (in the graphs, these students are referred to as intermediate). The phrase “youth in secondary school” refers to those aged 13 to 17, but also includes those aged 11 or 12 who attend secondary school. In addition, references to Internet use and behaviour are based on a base sample of the 5,597 youth who report that they have used the Internet.

This report contains some comparative data from a national telephone survey, called Canada’s Children In A Wired World: The Parents’ View, which was conducted among 1,081 parents with children six to 16 years of age who have a personal computer at home. The survey, which was conducted between February 23 and March 15, 2000, examined parents’ views on their children’s Internet use, their awareness of the risks and benefits of this technology and their opinions on who should be responsible for dealing with Internet-related issues and on the measures that should be taken to address them.

The current survey was conducted among 5,682 Canadian youth, aged nine to 17 years (in grades four through 11). The survey was self-administered and was completed by students in their classroom between February 23 and March 28, 2001.

Only francophone schools participated in the survey in Quebec and only anglophone schools participated in other provinces.

The total number of Canadians aged nine to 17 is 3,710,270<sup>1</sup>. This number represents 12 percent of the total Canadian population (30,750,087<sup>2</sup>).

---

1 Annual Demographic Statistics 2000, Statistics Canada 91-213

2 Ibid.



---

## OVERVIEW



---

## GENERAL OBSERVATIONS

In general, Internet access is widespread among Canadian youth aged nine to 17. Most youth have an e-mail account, use instant messaging (IM) and chat rooms. A significant number have a personal Web site.

Youth use the Internet for a variety of activities, especially for social communication activities, such as e-mail, IM and chat rooms. However, significant numbers also use it for entertainment, information-seeking and educational activities. Significant proportions of youth are also using the Internet for questionable or illegal activities, including downloading pirated software, hacking and disabling filters at home or school.

Most youth say that their friends or their own explorations were their main sources of learning about the Internet. A much smaller number say they learned the most about the Internet from their parents. This finding is not surprising given that most youth think their parents know less about the Internet than they know.

In terms of parental supervision or monitoring, most youth say their parents do not discuss their Internet use with them very much, that there are few specific rules about Internet use in their home, that their parents have not told them to use a safe search engine and that their parents are not using filters, or checking to see what Web sites they are visiting.

On the issue of exposure to inappropriate content, most youth have been exposed to pornography on the Internet and significant numbers have also been exposed to violent and “hateful” material and have been sent material that bothered or frightened them. Significant numbers of youth have gone to age-inappropriate sites, such as those where bets can be placed and those sponsored by beer or alcohol companies.

In general, the survey found that, although significant numbers of youth told someone else about inappropriate content or uncomfortable or frightening experiences on the Internet, most were more likely to tell a friend rather than a parent about these experiences.

On the issue of privacy, most youth are willing to give out on the Internet certain pieces of personal information. Significant numbers of those with personal Web sites have put several pieces of personal information on their Web site.

In general, the survey found that a small number of youth have met in person someone they first met on the Internet. Among these, most took someone with them, although rarely an adult. A few experienced encounters that were threatening or difficult.

## GENDER

Girls, especially those in secondary school, are more likely to use the Internet to send and get e-mail messages. Girls are more likely to mention classic games as their favourite video games. Girls in secondary school are twice as likely as their male counterparts to mention social factors as the biggest benefit of the Internet. Girls in secondary school are divided as to the impact of the Internet on their school work. Girls in secondary school are more likely than their male counterparts to say that someone has made unwanted sexual comments to them on the Internet.

Boys are more likely to make purchases on the Internet and to have engaged in activities that could be considered unethical. Boys are more likely to report playing video games on the Internet on a daily basis and to mention action/combat and sports and competition games as their favourite video games. Boys in secondary school are twice as likely as their female counterparts to mention factors related to entertainment or enjoyment as the biggest benefit of the Internet. Boys in secondary school are more likely than their female counterparts to say the Internet has improved the quality of their school work.

Boys in secondary school are more likely than their female counterparts to say they have often received pornographic junk mail in their e-mail or IM. They are also more likely to say they have said things they normally wouldn't say in real life when they were chatting, using IM or participating in chat rooms or newsgroups

---

and to say they have visited age-inappropriate sites, such as those where bets can be placed or those that are sponsored by beer or alcohol companies.

#### **AGE**

Youth in elementary school are more likely to report starting to use the Internet at a younger age. They are more likely to have an e-mail account that is shared with family members, and are more likely to report going into chat rooms for kids that are monitored. They are more likely to play adventure video games. They are more likely to say they never use the Internet to look for information on Canadian events, history, people or places in Canada, health information, information on their body and information to help them with relationships.

Youth in elementary school are more likely to say that their main source of learning about the Internet is their parents. They are more likely to say their parents know more about the Internet than they do and that their parents know a great deal about the Web sites they visit.

Youth in secondary school use the Internet more frequently and are more likely to use it for activities such as IM and downloading music. They are more likely to have an e-mail account, use IM and chat rooms.

Youth in secondary school are more likely to say their main source of learning about the Internet is through their own exploration and through friends around their own age. They are more likely to say their parents know less about the Internet than they do. In terms of parental supervision, they are more likely to say their parents do not talk to them at all about what they do on the Internet and know nothing at all about the Web sites they visit. They are also more likely to say they do not have rules about Internet use in their home, that their parents have not told them to use a safe search engine and that their parents are not using filters, or checking to see what Web sites they are visiting.

Youth in secondary school are more likely to have come across “hateful” Web sites and to have posted hateful comments on the Internet. They are more likely to have visited age-inappropriate sites, such as those where bets can be placed and those that are sponsored by beer or alcohol companies.

Youth in secondary school are more likely to give out certain pieces of personal information over the Internet. They are more likely to say they have chatted with someone not on their IM buddy list and to say they have been threatened by someone while they were using IM. They are more likely to say that someone they have only met on the Internet asked to meet them in person and to say they have met in real life at least one person whom they first met on the Internet. They are more likely to have pretended to be someone else on the Internet.

---

## EXECUTIVE SUMMARY



---

## USE OF INTERNET

Ninety-nine percent of Canadian youth report that they use the Internet at least to some extent. Eight in ten (79%) have Internet access at home.

Among the 71 percent of youth who remember, 46 percent say they first used the Internet when they were between eight and ten years of age. Another one-quarter (24%) first used it between 11 and 12 years of age. Youth in elementary school are more likely to report first using the Internet at a younger age.

Outside of school, youth are more likely to listen to music (84% of youth in secondary school) or watch television (81% of all youth) every day than they are to go onto the Internet (43%).

On a daily basis, youth spend more hours watching television (79% watch one or more hours per day) than they do using the Internet at home (48%) or at school (14%).

Seven in ten youth (71%) report using the Internet at home at least once a week. Smaller proportions use the Internet with the same frequency at school (42%), at someone else's home (22%) and at a public library (7%).

The activities that youth like to do most on the Internet are playing/downloading music (57%), sending and getting e-mail messages (56%) and surfing for fun (50%). Smaller, but significant, numbers mention playing/downloading games (48%), getting information other than for school work (41%), using instant messaging (IM) (40%), chatting in chat rooms and doing homework (38%).

Not only do a majority of youth say that downloading/playing music is one of their favourite on-line activities, six in ten youth in secondary school say they have downloaded MP3s from the Internet and three in ten say they have downloaded movies.

Smaller numbers of youth in secondary school say they have downloaded pirated software (two in ten) and used someone else's e-mail or instant messaging account without their permission (almost two in ten). More than one in ten say they have disabled filters on their home or school computer. One in ten say they have hacked into someone else's Web site.

More than one in ten youth in secondary school (15%) say they have purchased something on the Internet, either on their own or with the help of their parents. This number is higher among boys (21%) than among girls (9%).

When youth are asked about the first three ways they look for information when doing schoolwork, Internet Web sites (44%), books from the public library (19%) and books from school (16%) top the list.

More than six in ten youth (63%) report using the Internet at least once a month to do homework. One-half of youth (49%) in secondary school say using the Internet has improved their school work. More than three in ten (35%) say using the Internet has had no impact on the quality of their school work. Almost no one (3%) says the Internet has had a negative impact in this regard.

Almost four in ten youth (37%) use the Internet at least once a month to look up information about Canadian events; two in ten youth (20%) seek health information at least once a month. Most youth do not use the Internet to look up information about their body or to help them with relationships (62% each say they never look up these kinds of information).

Seven in ten youth (71%) say they have an e-mail account of some kind. Of these, eight in ten (81%) say they have a free Web-based e-mail account. Among youth who have one or more e-mail accounts, 44 percent say that their parents do not know about all their e-mail accounts.

---

Of youth who have an e-mail account, two-thirds (67%) say they e-mail their friends often. Much smaller numbers say they often e-mail family members (22%), people they've only met on the Internet (11%) and teachers (1%).

Almost six in ten youth (56%) use chat rooms. This number is higher among youth in secondary school. Among youth who use chat rooms, 38 percent say they at least sometimes go into chat rooms for kids that are not monitored, compared to only 21 percent who go into chat rooms that are monitored. More than three in ten (33%) say they go into chat rooms for adults 18 and older. Youth in secondary school are far more likely to say they go into chat rooms for teens that are not monitored than go into ones that are monitored (72% compared to 39%, respectively). Among youth who use chat rooms, more than five in ten say they at least sometimes go into private areas of chat rooms to talk to just one person.

Almost six in ten youth (56%) use instant messaging (IM). Of these, 66 percent often do IM with friends. Smaller numbers often do this with people they've only met on the Internet (21%) or family members (13%).

On average, youth say they have about 30 people on their IM list.

About one-quarter of youth have their own personal Web site. Among these, almost six in ten say they have their e-mail address on their Web site, and more than four in ten have their instant messaging number, nickname or their likes/dislikes on their site. More than three in ten have information about activities they have been involved in. Almost three in ten have their full name and the city their school is in. Two in ten have a photograph of themselves and the name of their school.

About one-third of youth (36%) say they erase the history files that show what Web sites they have visited at least once in a while. A similar number say they never do this (33%).

## ATTITUDES TOWARD INTERNET

Youth in secondary school are most likely to mention social factors (36%), such as communicating with people they know and meeting new people, as the biggest benefit of the Internet. Three in ten (31%) mention easier access to information. Another three in ten (27%) mention benefits related to entertainment, such as downloading music, games, entertainment and having fun. More than two in ten (24%) mention educational benefits, such as helping with school work. Girls are twice as likely as boys to mention social benefits. Boys are twice as likely as girls to mention benefits related to entertainment or enjoyment.

More than one-half of youth in secondary school say you can trust only some (48%) or none (6%) of the information on the Internet. Almost four in ten say you can trust most of the information on the Internet. Almost no one thinks you can trust all of it. Quebec youth are more likely than youth in the rest of Canada to say you can trust most of the information on the Internet.

About three in ten youth in secondary school say they do take steps to confirm the truth of the information that they find on the Internet. Among these, the most common ways of confirming information are checking who the author is (53%), judging for themselves whether the information is true (50%) or asking a parent or teacher (47%).

The main sources from which youth have learned the most about the Internet include friends their own age or their own explorations (54% and 47% respectively). About three in ten (27%) say they've learned from their parents and two in ten each mention their teachers or their older siblings (22% and 21% respectively). Youth in elementary school are more likely than youth in secondary school to say they have learned the most about the Internet from their parents.

Two-thirds of youth say that hacking on the Internet is usually wrong. One-third think it is always wrong.

---

## **VIEWS ON PARENTS' KNOWLEDGE OF THEIR INTERNET USE**

One-half of youth (50%) think their parents know less about the Internet than they do. Youth in secondary school are much more likely to express this view. Youth in elementary school are more likely to think their parents know more about the Internet than they do.

More than four in ten youth (45%) say their parents are at least fairly knowledgeable about the Web sites they visit. However, youth in elementary school are more likely to say their parents have a great deal of knowledge on this subject.

Seven in ten youth (70%) say their parents talk to them very little or not at all about what they do on the Internet. Youth in secondary school are more likely to say their parents do not talk to them at all about this subject.

As noted above, among youth who have one or more e-mail accounts, 44 percent say their parents do not know about all their e-mail accounts. This number is higher among youth in secondary school.

Among youth who have their own personal Web site, more than four in ten (45%) say they have not shown it to a parent or teacher.

## **RULES AND SUPERVISION OF INTERNET USAGE**

Among youth that use the Internet at home, majorities say their parents have rules. The most common rules are not visiting certain sites (61%); not giving out personal information (60%); and not meeting in person someone they only know from the Internet (54%). Much smaller numbers say they are supposed to tell their parents about something they find on the Internet that makes them feel uncomfortable (36%), they are not to talk to strangers in chat rooms (39%) and they must restrict the amount of time spent on the Internet (42%).

Among youth in secondary school, only two in ten say there are rules about saying insulting things in their IM or e-mail and about copying words or pictures from someone else's Web site without their permission.

Among youth who use the Internet at home, majorities say their parents do not sit with them while they surf the Internet (68%), use filters to block sites (65%) or check to see which sites they have visited (54%). A slight majority (55%) say their parents check on them when they are on the Internet. Youth in elementary school are more likely to say their parents do these things.

Fewer than two in ten youth (15%) say their parents have told them to use a safe (filtered) search engine. Youth in elementary school are more likely to give this response. Among those whose parents have told them to do this, only three in ten (28%) say they use this safe search engine every time. More than four in ten (45%) say they use it most of the time. More than two in ten (24%) say they hardly ever or never use it.

Among youth who use the Internet at home, 50 percent say that they are alone most of the time when they go on the Internet at home. Six percent say they go online with a friend. Six percent say they go online with a parent or another adult and four percent go with an older sibling.

## **SUBMITTING PERSONAL INFORMATION**

Majorities of youth would give out certain pieces of personal information, such as their gender, their favourite band and music, their age, their hobbies, their name and their e-mail address, to win a prize in an online contest. However, majorities would not give out other pieces of personal information, such as their password, their parents' names, their telephone number, their instant messaging number, their address and the school they attend. Quebec youth are more likely than youth in the rest of Canada to say they would give out these types of information.

---

Among youth in secondary school, the most common reasons given for not giving out personal information to Web sites are that they do not know who will use the information and that they are worried about being contacted by a stranger.

Among youth in secondary school who have an e-mail account, large majorities gave out information such as their gender and real name when they signed up for their account. Large majorities did not give out information such as their phone number and their address.

More than one-half of youth in secondary school say they never look at the privacy policies on Web sites they visit. Four in ten say they always (6%) or sometimes (36%) look these up.

#### **OFFENSIVE MATERIAL ON INTERNET**

More than one-half of youth have accidentally ended up in a pornographic Web site. Boys in secondary school are more likely to say this has happened to them.

Of youth who have accidentally ended up in a pornographic Web site, most got there by doing a search for something else or by typing in a wrong address. Most say they told a friend about it. Two in ten told their parents. Four in ten say they told no one about it.

One-quarter of youth say they have visited a pornographic Web site on purpose. Boys in secondary school are more likely to report doing this.

One-quarter of youth have been sent pornography on the Internet by someone they have met only on the Internet. More than one-half of youth in secondary school have been sent pornographic junk mail in their e-mail or instant messaging account. Of these, two in ten say they told their parents about it.

Almost two in ten youth say they have been e-mailed a message that bothered or frightened them. Of these, five in ten told someone else, such as friends, an adult or the police. Two in ten did nothing.

One-quarter of youth say they have been e-mailed material that said hateful things about others. Of these, more than one-third told someone else, such as friends, an adult or the police. A similar number did nothing.

Two in ten youth have come across a Web site that was really hateful to someone. Among these, three in ten say they did not think too much about being in a hateful site. More than two in ten thought the site was funny and more than one in ten thought it was cool. More than two in ten say it upset them.

Youth who visited a “hateful” Web site most commonly report that the site was hateful towards pop culture icons and celebrities or ethnic and religious minorities.

Among youth who have come across a hateful site, almost four in ten say they ignored it. Three in ten say they told someone, such as a friend or an adult.

Almost two in ten youth say that they themselves have put comments on the Internet that were hateful toward a person or group of people. Youth in secondary school are more likely to report doing this.

More than one in ten youth say they have been sent a photo or image on the Internet that made them feel uncomfortable. There are no gender differences in response to this question. Of youth who received such a photo or image, about one-half told someone else, such as friends, an adult or the police. Three in ten did nothing.

Almost one-half of youth say they have visited a Web site with violent or gory pictures. Boys are more likely to report doing this. Among those who have visited such a site, more than five in ten say someone told them the address of the site. About three in ten each found the site from a search or linked to it from another site.

---

## **EXPERIENCES WITH PEOPLE ENCOUNTERED THROUGH THE INTERNET**

More than four in ten youth say they have met someone new on the Internet who asked for information, such as their photo, phone number, street address or the school they attend. Youth in secondary school are more likely to say this has happened to them.

Of youth who were asked for this kind of information by someone they met on the Internet, almost five in ten gave them just some (41%) or all (7%) of the information. Four in ten said they ignored them and did not send any information. Fewer than one in ten told their parents about it.

Almost one-half of youth in secondary school say someone has made unwanted sexual comments to them on the Internet.

One-quarter of youth say that someone they have only met on the Internet has asked to meet them in person. This number is higher among youth in secondary school and Quebec youth.

More than one in ten youth say they have met in real life people whom they first met on the Internet. Among these, half say they took someone with them: four in ten youth (41%) say they went with a friend; six percent took a parent when first meeting an Internet friend and three percent took an older sibling.

In an open-ended question, 12 percent of those who say they have met in real life someone they first met on the Internet say they had a bad experience with someone first met on the Internet. In other words, 153 of the 5,682 youth who responded to the survey say they had a bad experience with someone first met on the Internet. Of these, seven percent say the person wanted, or made, sexual contact and six percent say the person was violent. One in ten experienced a difficult situation (i.e., the person was vulgar/used sexual language, was mean, or they got into a fight). About one in ten each say the person was fat or ugly or that they were not the age or appearance they claimed to

be. Others mentioned simply not liking the person or that the person was stupid.

Among youth who use instant messaging (IM), more than one in ten say they have been threatened while they were using IM.

Among youth who use instant messaging, four in ten say they have chatted with someone not on their buddy list.

## **BEHAVIOUR ON INTERNET**

More than one-half of youth say they have pretended to be a different age when they are on the Internet. About one-quarter each say they have pretended that they have a different physical appearance or personality. Two in ten each have pretended to be a different sex, have said they are able to do things that they cannot do in real life, or that they have done wild and crazy things that they would never do in real life.

Almost six in ten youth in secondary school say they have said things they normally wouldn't say in real life when they were chatting, using IM or participating in chat rooms and newsgroups.

One-quarter of youth have visited a Web site sponsored by a beer or alcohol company. Youth in secondary school, particularly boys, are more likely to report doing this. Among those who have visited such a site, three in ten each say they found the site because someone told them the address or that they linked to it from another site. More than two in ten each say they found the site through a search or learned about it from an ad they saw on TV or in a magazine.

Two in ten youth in secondary school say they have visited Web sites where bets can be placed. Boys are more likely than girls to report doing this.

---

## VIDEO GAMES

Outside of school, eight in ten youth (81%) report watching television every day or almost every day. Much smaller proportions engage in other activities, such as hanging out with friends (50%), going onto the Internet, including e-mail, Web sites, chat rooms, games, instant messaging (43%), playing sports (39%) and playing video/computer games that are not on the Internet (32%), with the same frequency. More than eight in ten youth in secondary school (84%) report listening to music every day or almost every day.

Almost one-half of youth say their favourite way to play video games is on a console like Sony Playstation or Sega Dreamcast. Two in ten say on a computer, but not on the Internet. Only one in ten say they prefer to play video games on the Internet.

Among youth who play video games, four in ten say they play video games on the Internet once a week or more often. Three in ten say they never play video games on the Internet.

Among youth who play video games, action/combat, adventure, and sports and competition games top the list of favourite types of video games.

Among youth who play video games, majorities say their parents never check the rating on a video game before they are allowed to play it (almost eight in ten), play video games with them (seven in ten) and check in from time to time as they are playing video games (six in ten). Youth in secondary school are more likely to say their parents never do any of these things.

Among youth who play video games, four in ten say they usually play games on the Internet by themselves. Three in ten play with other people that they already know or who they've never met.

---

## USE OF INTERNET



# INTERNET ACCESS AND AGE OF FIRST USE

---

## **Most youth have Internet access at home.**

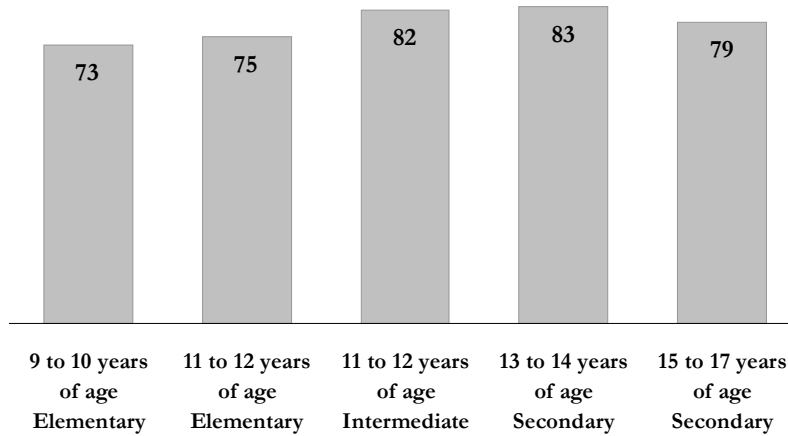
Ninety-nine percent of Canadian youth report that they have used the Internet to some extent. Eight in ten (79%) have Internet access at home. Home access is higher among youth who report that one of their parents is a college or university graduate.

Among the 71 percent of youth who remember how old they were when they first used the Internet, the

average age at which they report first using the Internet is ten. Almost half (46%) say they began using the Internet when they were between eight and ten years of age. Fifteen percent first used it when they were seven years or younger. Twenty-four percent report an age of between 11 and 12. Fifteen percent say they were 13 years or older.

Youth in elementary school are more likely to report first using the Internet at a younger age.

## **Internet Access at Home**

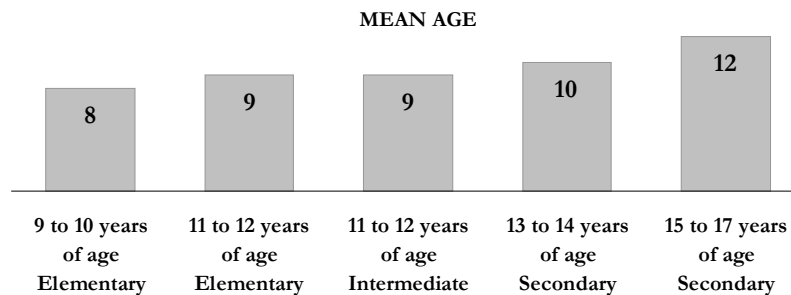


*S16/J14*

*Do you have an Internet connection at home?*

---

## **First Use of Internet**



*S17/J15*

*How old were you when you first used the Internet?*

---

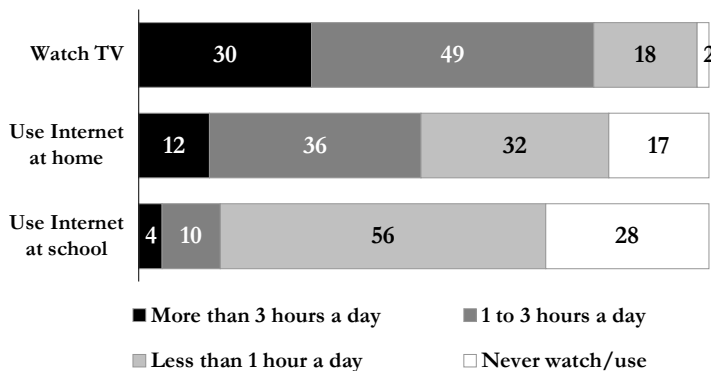
# TIME SPENT ON INTERNET

**Youth are more likely to listen to music or to watch television than go onto the Internet. They use the Internet more frequently at home than at any other location.**

On a daily basis, eight in ten youth (79%) spend one or more hours watching television. Smaller, yet significant, proportions mention using the Internet at home (48%) or at school (14%) with the same frequency. Youth in secondary school, particularly boys, report higher daily use of the Internet at home. Boys in secondary school are also more likely to report higher daily use of the Internet at school.

When asked how often they use the Internet at various places, almost half (45%) report using the Internet at home every day or almost every day. Much smaller proportions report using the Internet with the same frequency at school (11%), at someone else's home (3%) or at a public library (1%). One percent of youth in secondary school report using the Internet at another location every day or almost every day. Youth in secondary school, especially boys, are more likely to report using the Internet at home every day. Youth in Saskatchewan and Quebec, and boys in secondary school are more likely to report using the Internet at school every day.

## TV vs Internet Use



S25/J22

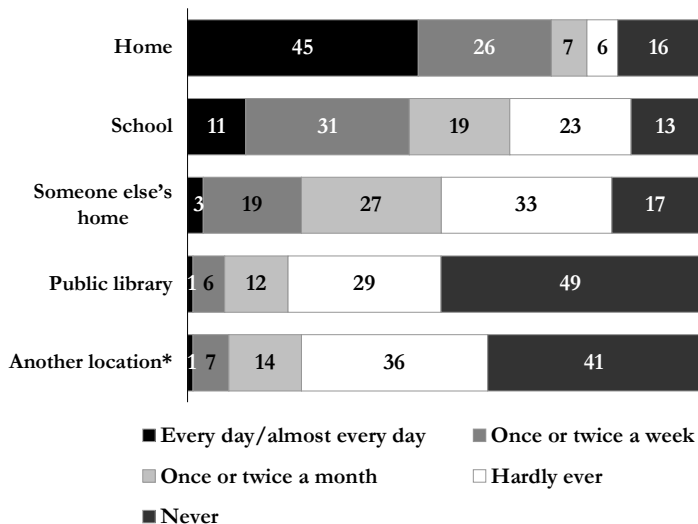
How much time do you spend watching TV on a typical day ...?

S26/J23

How much time do you spend on the Internet on a typical day ...?

Base: Respondents who have used the Internet

## Frequency of Internet Use



S24/J21

How often do you use the Internet at each of the following places? Use the scale below to indicate your answer.

\* Respondents who are in grade 7-11

Base: Respondents who have used the Internet

# INTERNET ACTIVITIES

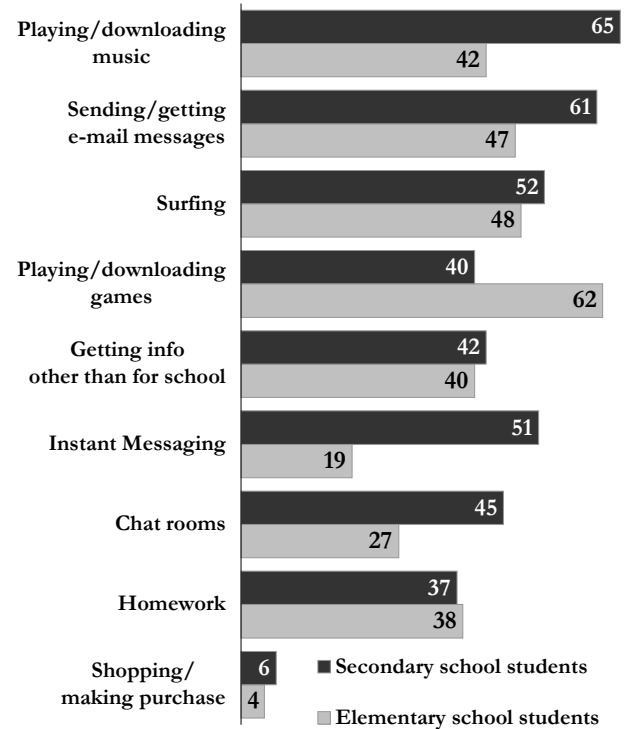
## General Uses

*Youth use the Internet for a variety of activities.*

Youth use the Internet in many ways. Reported activities include: playing/downloading music (57%), sending and getting e-mail messages (56%), surfing for fun (50%), playing or downloading games (48%), getting information other than that for school (41%), using instant messaging (IM) (40%), chatting in chat rooms (39%), doing homework (38%) and shopping or making a purchase (5%).

Youth who use the Internet more frequently at home are more likely to report using the Internet for most of these activities. Girls, especially those in secondary school, are more likely to use the Internet to send and get e-mail messages. Youth in Quebec and girls in secondary school are more likely to use it for chatting in chat rooms. Youth in secondary school, particularly girls, are more likely than those in elementary school to use IM. Youth in secondary school are also more likely to use the Internet to play or download music. Youth in Alberta and those in elementary school, as well as boys in secondary school, are more likely to use it for playing or downloading games.

## Activities on the Internet



S18

*What kinds of things do you like to do most on the Internet?*

J16

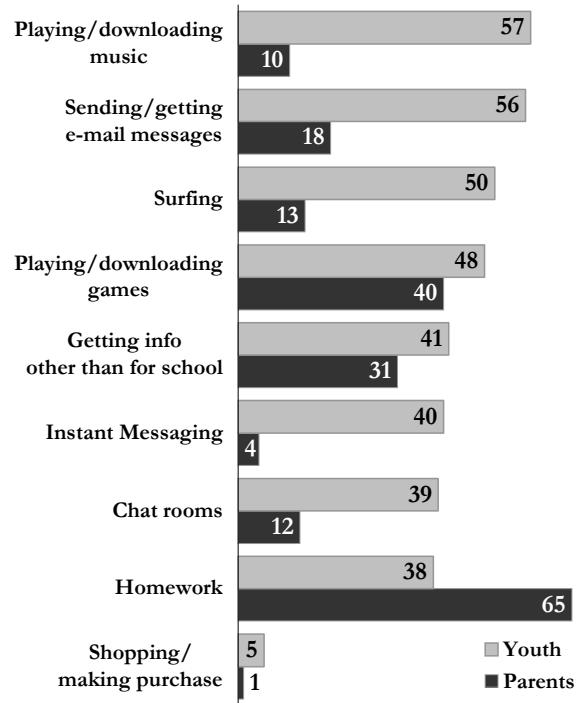
*What kinds of things do you do on the Internet?*

*Base: Respondents who have used the Internet*

Comparative data from Canada's Children In A Wired World: The Parents' View indicate that parents said that their child was using the Internet for a variety of uses, but mainly for doing schoolwork.

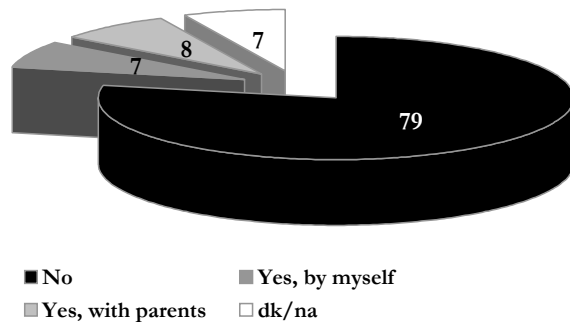
Almost two in ten youth in secondary school (15%) say they have purchased something on the Internet, either on their own or with the help of their parents. Youth in Nova Scotia, boys and those who use the Internet more frequently at home are more likely to report making purchases on the Internet. Quebec youth are less likely to report making purchases on the Internet.

### Activities on the Internet



S18  
*What kinds of things do you like to do most on the Internet?*  
 J16  
*What kinds of things do you do on the Internet?*  
 Base: Respondents who have used the Internet  
 Q.39 [Parents' Survey]  
*As far as you know, what does <child> use the Internet for?*

### Buying on the Internet



S90  
*Have you ever bought anything on the Internet?*  
 Subsample: Respondents who are in grade 7-11  
 Base: Respondents who have used the Internet

---

## E-thics

***Youth in secondary school report using the Internet to engage in various activities that could be considered unethical.***

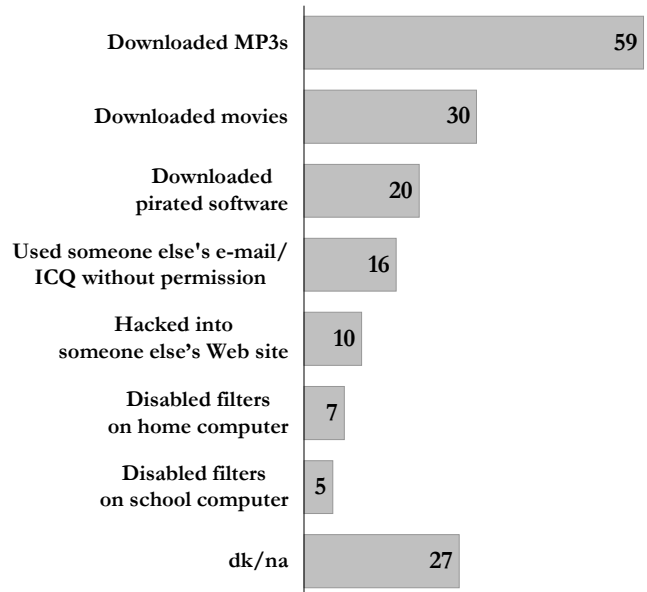
When youth in secondary school are asked if they have engaged in various Internet activities, they are most likely to say they have downloaded MP3s (59%) and movies (30%).

Smaller numbers of secondary students say they have engaged in other questionable activities, such as downloading pirated software (20%), using someone else's e-mail or instant messaging account without their permission (16%), hacking into someone else's Web site (10%), disabling filters on their home computer (7%) and disabling filters on the school computer (5%).

Youth who use the Internet more frequently at home are more likely to report engaging in all of these activities. Boys and youth in Nova Scotia are more likely to say they have done most of these activities. Youth in Quebec and Saskatchewan are more likely to report downloading MP3s. Youth outside Quebec are more likely to report downloading movies.

Two-thirds of youth (64%) say that hacking on the Internet is wrong. However, only one-third (33%) think it is always wrong. Girls in secondary school are more likely to think hacking is always wrong. Boys in secondary school and those who use the Internet more frequently at home are more likely to say hacking is okay. Youth in elementary school are more likely to report that they don't understand what hacking is.

## Activities on the Internet



S94

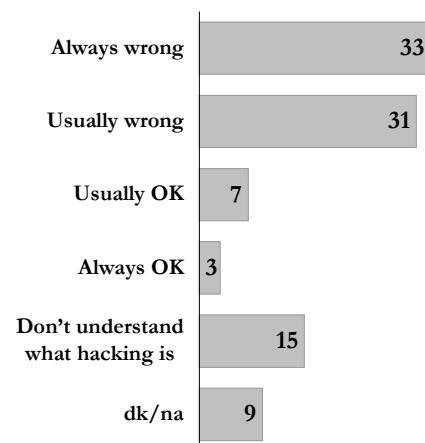
*Which of the following Internet activities have you done?*

*Subsample: Respondents who are in grade 7-11*

*Base: Respondents who have used the Internet*

---

## Hacking on the Internet



Q.S96/J78

*Would you say that hacking on the Internet is ...?*

*Base: Respondents who have used the Internet*

---

## Information Retrieval

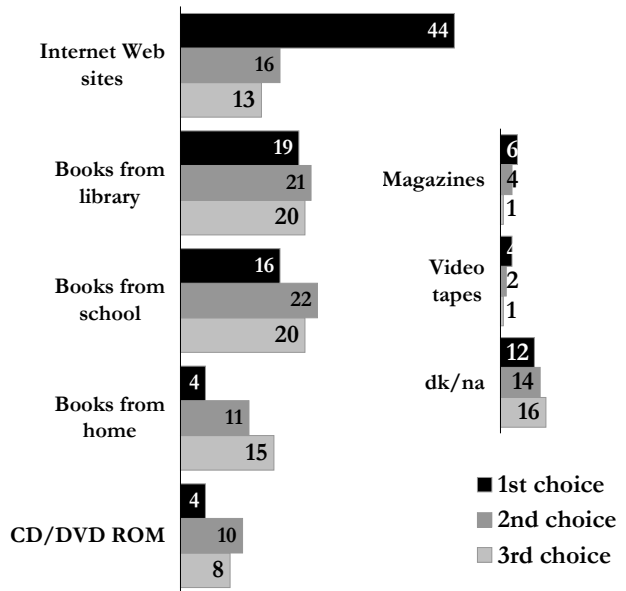
### **Most youth use the Internet to look for information for homework.**

When youth are asked the first three ways they look for information when doing homework, Internet Web sites (44%) top the list of first choices. Smaller proportions mention books from a public library (19%), books from school (16%), books from home (4%) and CD or DVD ROM (4%). Twelve percent offer no opinion. Youth in Quebec, those in secondary school, and those who use the Internet more frequently at home are more likely to say they use Internet Web sites to access information when doing homework.

More than six in ten youth (63%) report using the Internet at least once a month to do homework, including three in ten (32%) who say they use it every day or almost every day (7%) and one or two times a week (25%). Youth in Quebec, boys in secondary school, those who have a parent who is a college or university graduate and those who use the Internet more frequently at home are more likely to use the Internet daily to do homework.

One-half of youth in secondary school (49%) say using the Internet has improved their schoolwork. A slightly smaller number (35%) say using the Internet has had no impact on the quality of their school work. Few (3%) say the Internet has had a negative impact in this regard. Girls in secondary school are slightly more likely than their male counterparts to say the Internet has had no impact on the quality of their school work. However, girls are divided as to whether the Internet has improved the quality of their school work or has had no impact on it, whereas boys are more likely to say that the Internet has a positive impact on their school work.

## Finding Information for Homework

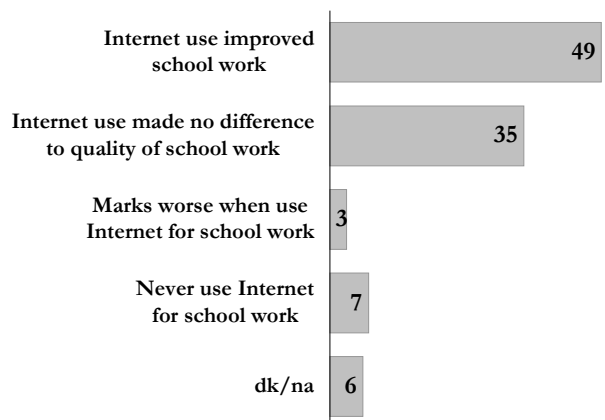


Q.S84/J72

*What are the first three ways you look for information when doing homework?*

*Base: Respondents who have used the Internet*

## Experience Using Internet for School Work



Q.S85

*Which one of these statements best describes your experience with using the Internet for school work? I use the Internet but I don't think it has made any difference to the quality of my school work ... Using the Internet has improved my school work ... I think my marks are worse when I use the Internet for school work ... I don't ever use the Internet for my school work.*

*Subsample: Respondents who are in grade 7-11*

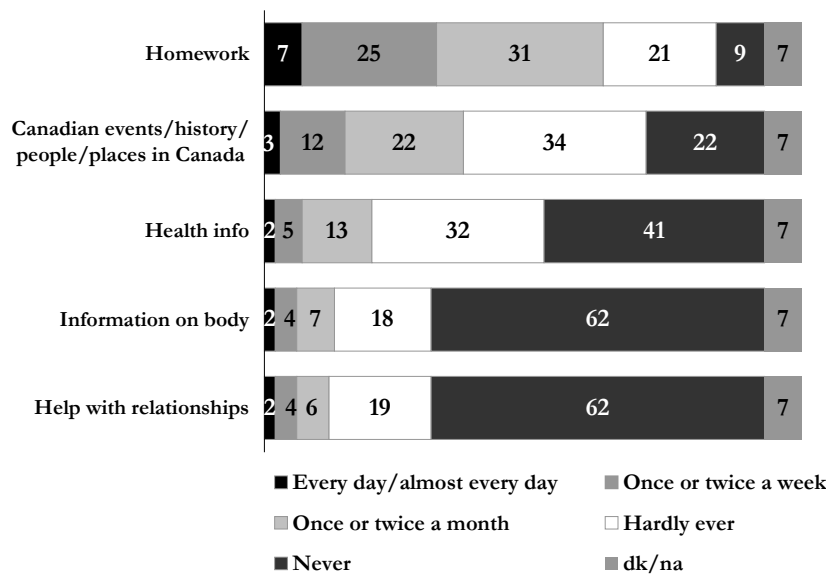
*Base: Respondents who have used the Internet*

Almost four in ten (37%) say they use the Internet at least once a month to look for information about Canadian events, history or people, or places in Canada. Smaller numbers say they use the Internet with the same frequency to look for health information (20%), to find information about their body (13%) and to help them with relationships (12%).

Conversely, six in ten say they never use the Internet to access information about their body or to help them with relationships. A significant proportion of four in ten never use it to access health information.

Youth in elementary school are more likely to say they never use the Internet to do most of these activities. Youth in Saskatchewan and Alberta are more likely to say they never use the Internet to help them look for information about their body and about health. Those in Newfoundland are more likely to say they never use the Internet to access information about health. Youth in Saskatchewan are more likely to say they never use the Internet to help them with relationships. Those in Newfoundland and Quebec are more likely to say they never use the Internet to look for information about Canadian events.

### Frequency of Internet Use to Look Up Specific Information



Q.S86/J73

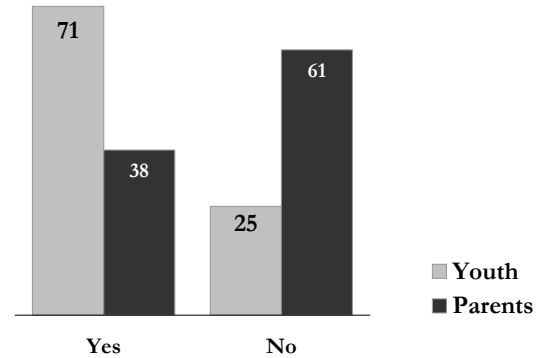
*How often do you use the Internet to look up information in each of the following areas? I use the Internet to do homework ... I use the Internet to look for information about Canadian events, history or people, or places in Canada ... I use the Internet to look for health information (for example, if you or someone you know has some kind of disease or illness) ... I use the Internet to help with relationships (for example because you're not getting along with your parents, or you are having problems with a boyfriend or girlfriend) ... I use the Internet to find information about my body (for example, how to lose weight, build up your muscles, or make you look more attractive).  
Base: Respondents who have used the Internet*

## Social Communication

**Most youth are using Internet communication tools, such as e-mail, chat rooms and IM.**

Seven in ten youth (71%) have an e-mail account. Youth in Nova Scotia and Quebec, those in secondary school, and those who use the Internet more frequently at home are more likely to report having an e-mail account. Among those who have an e-mail account, eight in ten (81%) say they have a free Web-based e-mail account. Smaller numbers report having other types of accounts, such as an e-mail account that is shared with other family members (22%), their own e-mail address within their family's account (16%), their own e-mail in their own ISP account (11%) and an e-mail address from their school (10%). Youth in secondary school are more likely to report having a free Web-based e-mail account. Youth in elementary school are slightly more likely to report having an e-mail account that is shared with other family members. Youth in Newfoundland and Nova Scotia are more likely to report having their own e-mail in their own ISP account. Youth in Nova Scotia and Manitoba and those in secondary school are more likely to have an e-mail address from their school.

## Have E-mail Account(s)



Q.S40/J32

Do you have an e-mail account?

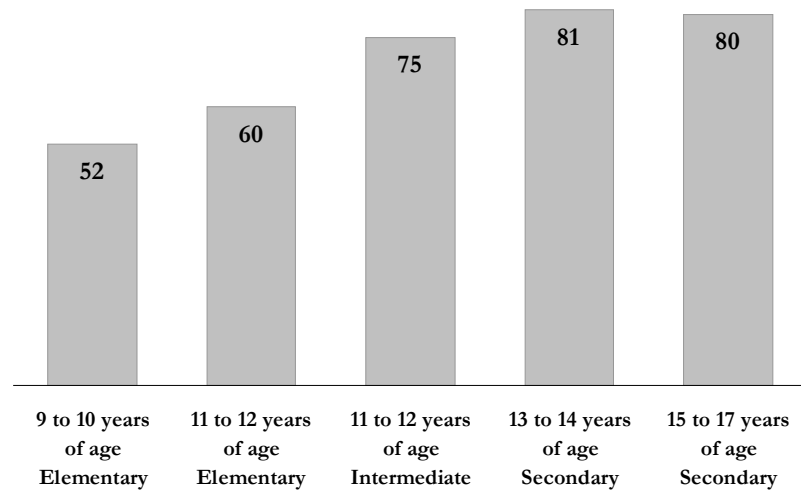
Base: Respondents who have used the Internet

Q.51 [Parents' Survey]

Does <child> have his/ her own e-mail account?

Comparative data indicate that parents are far less likely to know if their child has an e-mail account. Four in ten parents (38%) surveyed in March 2000 said their child has his or her own e-mail account. Seven in ten youth (71%) say they have their own e-mail account.

## Have E-mail Account(s)




Q.S40/J32

Do you have an e-mail account?

Base: Respondents who have used the Internet

Among those who have an e-mail account, almost seven in ten (67%) say they often e-mail friends. Much smaller proportions say they often e-mail family members (22%), people they've only met on the Internet (11%) and their teachers (1%). Girls, especially those in secondary school, and boys in secondary school are more likely to report that they often e-mail friends. Girls in elementary school are also more likely to say they often e-mail family members. Youth in secondary school and those who use the Internet more frequently at home are more likely to say they often e-mail people they've only met on the Internet.

### Type of E-mail Account(s)



Q.S41/J33

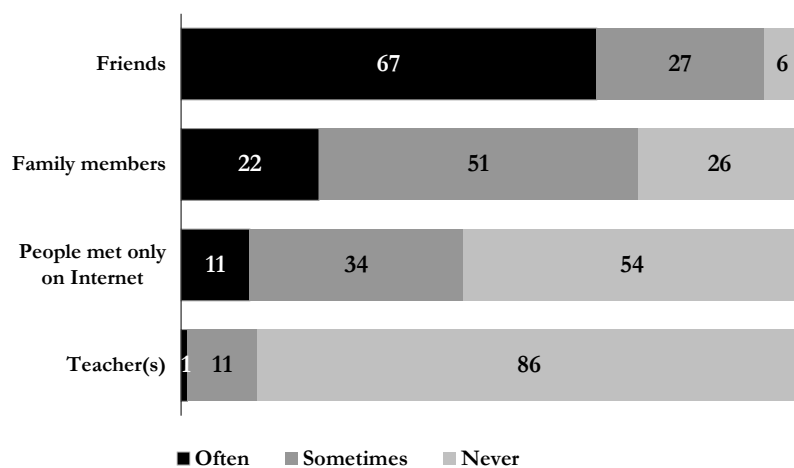
Which of the following types of e-mail accounts do you have?

Subsample: Respondents who have an e-mail account

\* Respondents who are in grade 7-11

Base: Respondents who have used the Internet

### Frequency of E-mailing People



Q.S44/J35

Do you e-mail the following people ...?

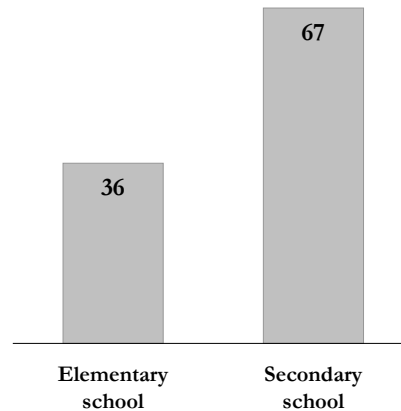
Subsample: Respondents who have an e-mail account

Base: Respondents who have used the Internet

Almost six in ten youth (56%) use chat rooms. This number is much higher among youth in secondary school, youth in Quebec and those who use the Internet more frequently at home.

Among those who use chat rooms, almost four in ten (38%) say they at least sometimes go into chat rooms for kids that are not monitored. Smaller numbers say they go as often to chat rooms for adults 18 and older (33%) and to chat rooms for kids that are monitored (21%). Among youth in secondary school, seven in ten (72%) say they at least sometimes go into chat rooms for teens that are not monitored. A much smaller number (39%) go as often into chat rooms for teens that are monitored. Youth in elementary school and anglophones are more likely to report going (at least sometimes) into chat rooms for kids that are monitored. Boys, especially those in secondary school, and girls in secondary school are more likely to report going into chat rooms for adults 18 and older. Youth outside Quebec are more likely to report going into chat rooms for kids that are not monitored. Quebec youth in secondary school are more likely than other Canadian youth to report going into chat rooms for teens that are not monitored.

## Use of Chat Rooms

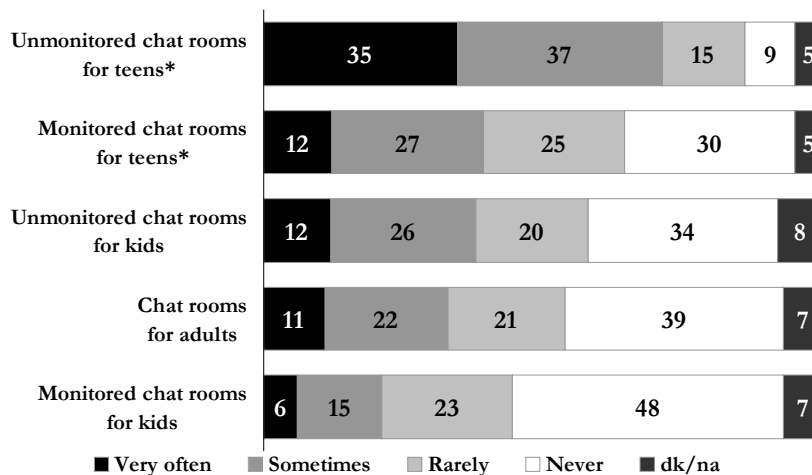


S56/J47

When you use the Internet, do you ever go into chat rooms?

Base: Respondents who have used the Internet

## Use of Different Kinds of Chat Rooms



Q.S57/J48

How often do you go into each of the following types of chat rooms?

\*Respondents who are in grade 7-11

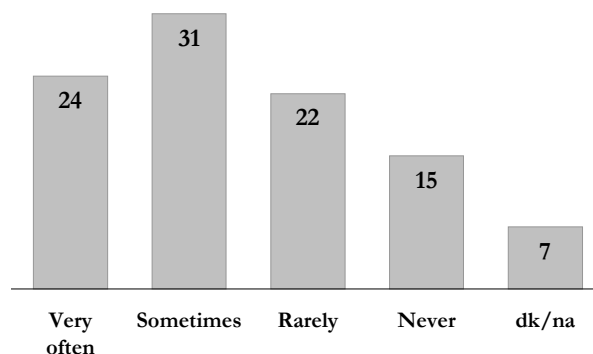
Subsample: Respondents who use chat rooms or said dk/na at Q. S56/J47

Base: Respondents who have used the Internet

Among youth who use chat rooms, more than five in ten (55%) say they at least sometimes go into private areas of chat rooms to talk to just one person, including 24 percent who say they do this very often. The number who do this very often is higher among youth in Nova Scotia and Quebec, those in secondary school and those who use the Internet more frequently at home.

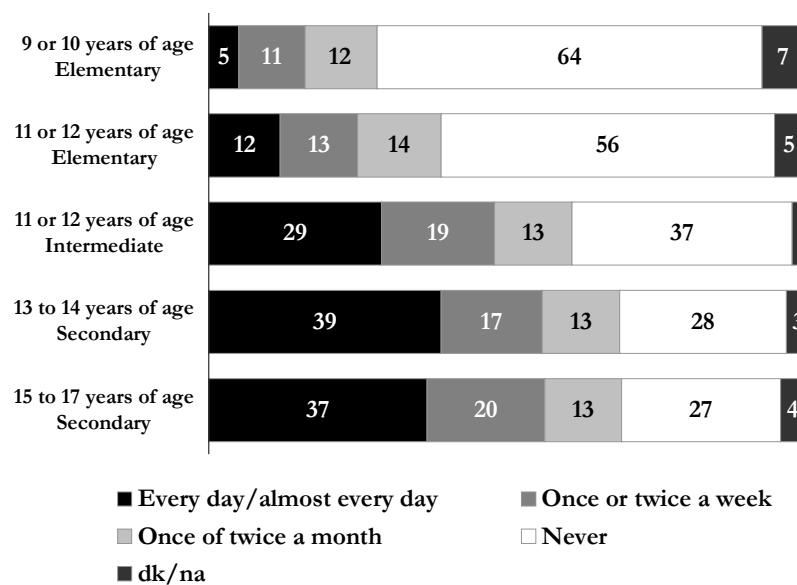
Almost six in ten youth (56%) use instant messaging (IM), including almost three in ten (27%) who use it every day or almost every day. Youth in secondary school and those who use the Internet more frequently at home are more likely to use IM every day.

### Use of Private Areas of Chat Rooms



*Q.S58/J49*  
*How often do you go into private areas of chat rooms to talk to just one person?*  
*Subsample: Respondents who use chat rooms or said dk/na at Q.S56/J47*  
*Base: Respondents who have used the Internet*

### Use of Instant Messaging

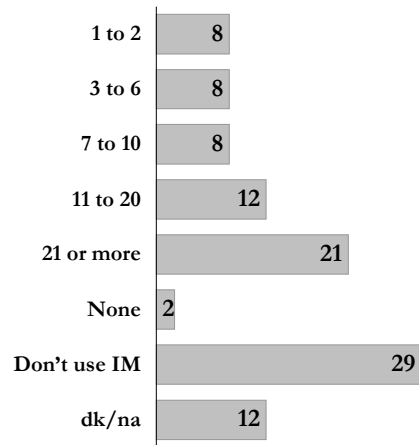


*Q.S60/J51*  
*How often do you use instant messaging, like ICQ or AOL Instant Messenger?*  
*Base: Respondents who have used the Internet*

Among those who use IM, almost seven in ten (66%) say they often IM with friends. Much smaller proportions say they often IM with people they've only met on the Internet (21%) and family members (13%). Youth in secondary school and those who use the Internet more frequently at home are more likely to say they often IM with friends and with people they've only met on the Internet.

On average, youth say they have about 30 people on their IM list. This number is higher among youth in Newfoundland, those in secondary school and those who use the Internet more frequently at home. Youth in Quebec report fewer people, on average, on their IM lists.

### Number of People on IM List

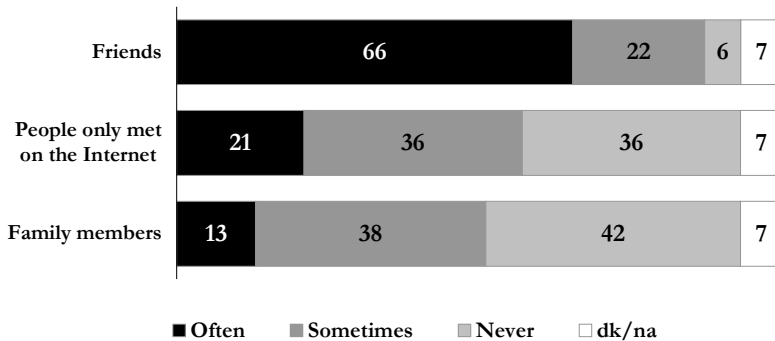


Mean = 30

*Q.S100/J82*

*About how many people do you have on your instant messaging list?  
Base: Respondents who have used the Internet*

### People Spoken to Using Instant Messaging



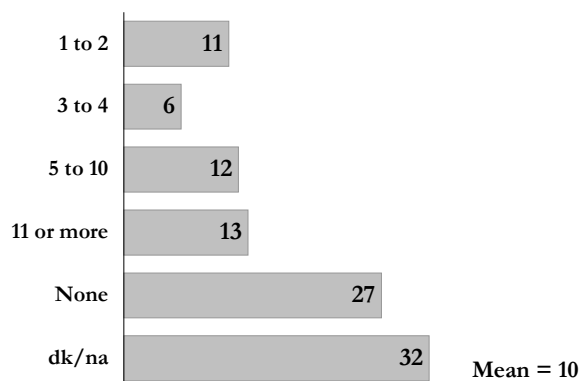
*Q.S61/J52*

*When you use instant messaging, how often do you talk to the following people?  
Subsample: Respondents who use IM or who said dk/na at Q. S60/J51  
Base: Respondents who have used the Internet*

Youth in secondary school have, on average, ten people on their IM list whom they have never met in real life. This number is higher among youth in Nova Scotia, boys in secondary school, anglophones and those who use the Internet more frequently at home. This number is lower among Quebec youth.

Four percent of youth report using USENET newsgroups. This number is slightly higher among boys in secondary school and those who use the Internet at home more than three hours per day.

### People on IM List Never Met in Real Life



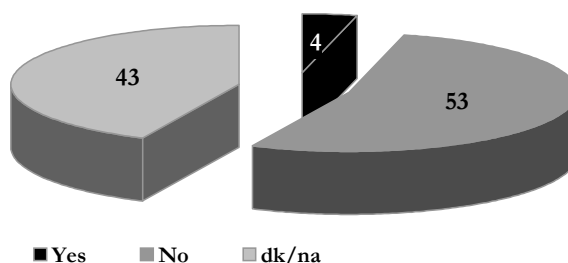
*Q.S101*

*And, how many of the people on your IM list are people you have never met in real life?*

*Subsample: Respondents who are in grade 7-11*

*Base: Respondents who have used the Internet*

### Use of Usenet Newsgroups



*Q.S64/J55*

*Have you ever used Usenet newsgroups?*

*Base: Respondents who have used the Internet*

---

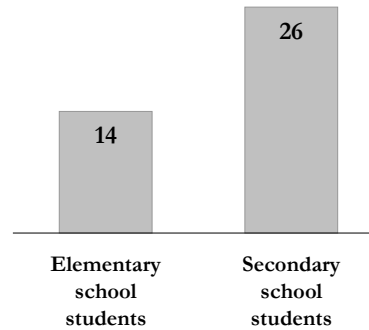
## Personal Web Sites

***A significant number of youth have a personal Web site and put a variety of things on it.***

More than two in ten youth (22%) have their own personal Web site. This number is higher among youth in Newfoundland, boys in secondary school and those who use the Internet more frequently at home.

Comparative data indicate that parents are far less likely to know if their child has their own Web site. Fewer than one in ten parents (6%) said their child has his or her own Web page on the Internet.

## Personal Web Site



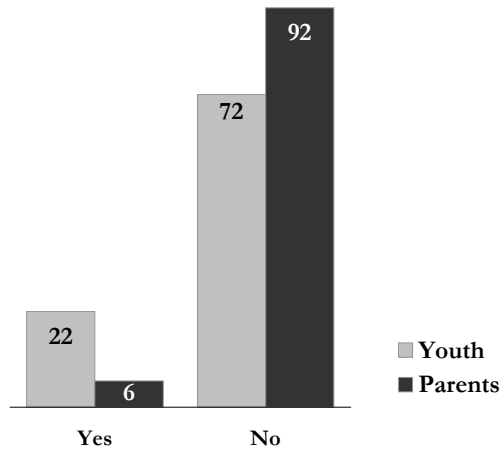
*Q.S72/J61*

*Do you have your own personal Web site?*

*Base: Respondents who have used the Internet*

---

## Personal Web Site



*Q.S72/J61*

*Do you have your own personal Web site?*

*Base: Respondents who have used the Internet*

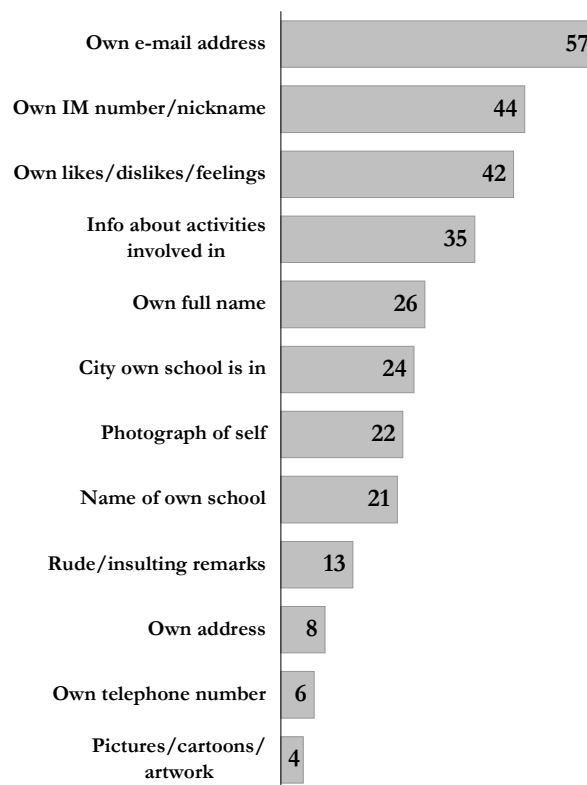
*Q.80 [Parents' Survey]*

*Does <child> have his/her own Web page on the Internet*

---

Among those who have a personal Web site, the largest proportion (57%) say they have their e-mail address on their Web site. Smaller numbers report having their IM number or nickname (44%), their likes, dislikes or feelings (42%), information about activities they have been involved in (35%), their full name (26%), the city their school is in (24%), a photograph of themselves (22%), the name of their school (21%), rude or insulting remarks about someone, such as a teacher or classmate (13%), their address (8%), their telephone number (6%) and pictures, cartoons or artwork (4%). Fourteen percent have other things on their Web site and eight percent offer no opinion. Youth in secondary school are more likely to say they have their e-mail address, their IM number or nickname, their likes, dislikes or feelings (more pronounced among girls), information about activities they have been involved in and the name of their school on their Web site. Boys in secondary school are also slightly more likely to say they have rude or insulting remarks about someone on their Web site.

### Personal Web Site Features



*Q.S99/J81*

*Which of the following things does your personal Web site have on it?*

*Subsample: Respondents who have their own personal Web site*

*Base: Respondents who have used the Internet*



---

# ATTITUDES TOWARD INTERNET



# BENEFITS OF THE INTERNET

---

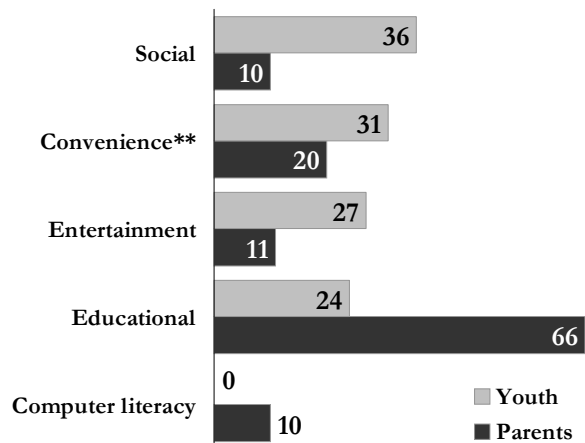
## ***Social factors are seen as the biggest benefit of the Internet.***

When youth in secondary school are asked what is the biggest benefit of the Internet, almost four in ten (36%) of those who give a positive response focus on social factors, such as communicating with people they know and communicating with new people or making friends. Three in ten mention easier access to information\* (31%). Just under three in ten mention factors related to entertainment or enjoyment, such as downloading music (11%), games (8%), entertainment (4%) and having fun (4%). More than two in ten (24%) mention educational benefits, such as helping with school work. Six percent mention other benefits.

Youth in Quebec are more likely to mention easier access to information. Girls in secondary school are twice as likely as their male counterparts to mention social benefits, particularly communicating with people they know. Boys in secondary school are more than twice as likely as their female counterparts to mention benefits related to entertainment or enjoyment.

Comparative data indicate that parents are far more likely to have said that educational factors are the biggest benefit for their child being on the Internet. Older youth, on the other hand, see social, convenience\*\* and entertainment benefits as being as important or even more important than the educational benefits of the Internet.

## **Biggest Personal Benefit of the Internet**



*Q.S19*

*What is the biggest benefit of the Internet for you?*

*Subsample: Respondents who are in grade 7-11*

*Base: Respondents who have used the Internet*

*Q.29 [Parents' Survey]*

*What is the biggest benefit for <child> being on the Internet?*

---

---

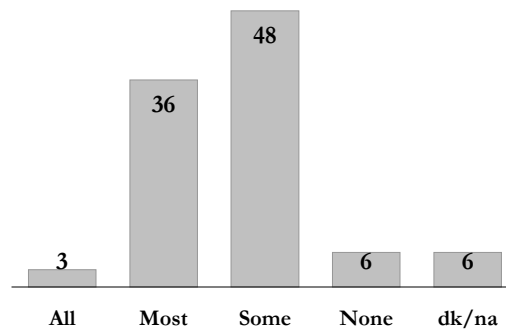
\* For parents, "convenience."

\*\* For youth, "easier access to information."

*Youth are skeptical of the credibility of some of the information they find on the Internet, but most do not take any steps to confirm the veracity of this information.*

When youth in secondary school are asked how much of the information they find on the Internet is true or can be trusted, almost five in ten say only some (48%) of the information is true or trustworthy. Another four in ten (36%) think you can trust most of the information on the Internet. Three percent think you can trust all of the information on the Internet. Six percent say none of the information is trustworthy. Youth in Quebec are more likely to think most of the information on the Internet is true or can be trusted. Youth in Nova Scotia are more likely to say you can trust only some of the information on the Internet.

## Information on Internet That Is True/Trustworthy



*Q.S87*

*How much of the information you find on the Internet do you think is true and can be trusted?*

*Subsample: Respondents who are in grade 7-11*

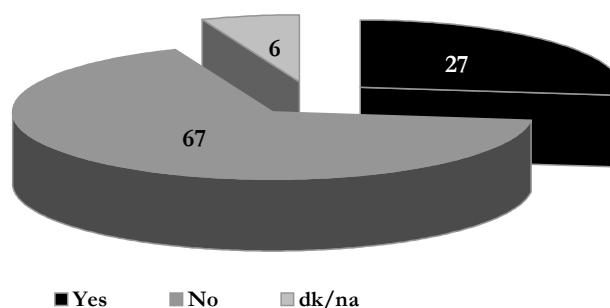
*Base: Respondents who have used the Internet*

---

Fewer than three in ten youth in secondary school (27%) say they do anything to confirm that the information they find on the Internet is true and can be trusted. Those who use the Internet more frequently at home are more likely to report doing this.

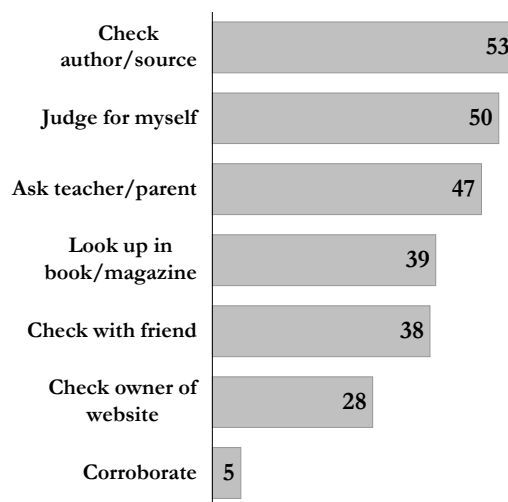
Among youth in secondary school who do take steps to confirm the information they find on the Web, the most common ways of confirming information are checking who the author is or where the information on the Web site came from (53%), judging for themselves whether they think the information is true or not (50%) and asking their parent or teacher (47%). Smaller proportions mention looking it up in a book or magazine (39%), checking with a friend (38%), checking to see who owns the Web site (28%), and corroborating the information (5%). Youth in Alberta and anglophones are more likely to say they judge for themselves whether they think the information is true or not. Quebec youth are less likely to say they check with a friend. Girls in secondary school are more likely to say they ask their teacher or parent.

### Confirm That Information on Internet Is True/Trustworthy



*Q.S88*  
 Do you ever do anything to confirm that the information you find on the Internet is true and can be trusted?  
 Subsample: Respondents who are in grade 7-11  
 Base: Respondents who have used the Internet

### Ways of Checking Information Found on Internet



*Q.S89*  
 What do you do to check that the information you find on the Internet is true?  
 Subsample: Respondents who are in grade 7-11 who do something to confirm that the information found on the Internet is true  
 Base: Respondents who have used the Internet

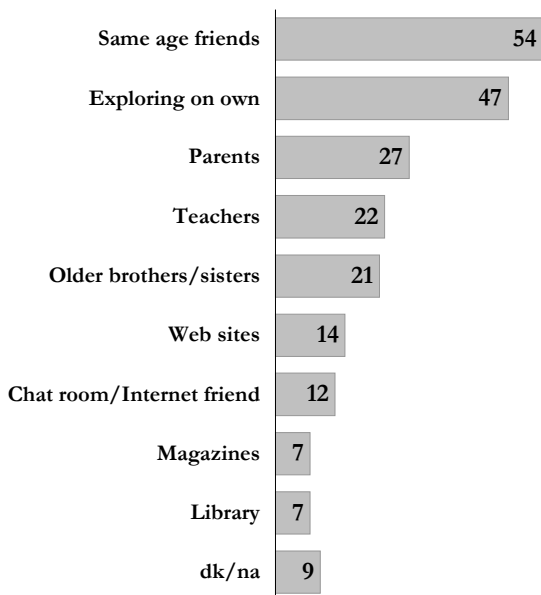
## MAIN SOURCE OF LEARNING ABOUT INTERNET

---

***Most youth say friends or their own exploration are their main sources of learning about the Internet.***

When youth are asked where they have learned the most about the Internet, they are most likely to mention friends around their own age (54%) and exploring or experimenting on their own (47%). Smaller proportions mention their parents (27%), their teachers (22%), older brothers or sisters (21%), Web sites (14%), a chat room or Internet friend (12%), magazines (7%) and the library (7%). Nine percent offer no opinion. Youth in Quebec and those in secondary school are more likely to say their main source of learning about the Internet is through their own exploration. Youth in secondary school, particularly girls, and those who do not have a parent who is a college or university graduate are more likely to mention friends around their own age. Youth in elementary school and those with a parent who is a college or university graduate are more likely to mention their parents. Youth in Manitoba and girls in elementary school are more likely to mention their teachers. Not surprisingly, those with older siblings are more likely to mention older brothers or sisters as their main source of learning about the Internet. Those who use the Internet more frequently at home are more likely to say they have learned the most from Web sites and from a chat room or Internet friend.

### Where Learned Most About the Internet



S93/J76

*Where have you learned the most about the Internet?*

*Base: Respondents who have used the Internet*

---

---

VIEWS ON PARENTS' KNOWLEDGE  
OF THEIR INTERNET USE



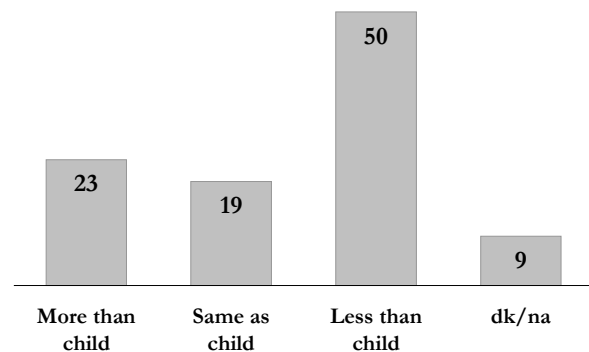
# VIEWS ON PARENTS' KNOWLEDGE OF THEIR INTERNET USE

**One-half of youth think they know more about the Internet than their parents do and significant numbers say their parents are not very knowledgeable about their Internet use.**

When youth are asked about their parents' knowledge of the Internet, five in ten (50%) think their parents know less about the Internet than they know. Another two in ten (19%) think their parents' knowledge is about the same as theirs. More than two in ten (23%) think their parents know more about the Internet than they know. Nine percent offer no opinion. Youth in elementary school and those who have a parent who is a college or a university graduate are more likely to say their parents know more about the Internet than they do. Youth in secondary school, especially boys, and those who do not have a parent who is a college or university graduate are more likely to think their parents know less about the Internet than they do.

More than four in ten youth (45%) say their parents know a great deal (16%) or a fair bit (29%) about the Web sites they visit. Almost four in ten (38%) think their parents know very little (24%) or nothing at all (14%). Youth in elementary school and those who have a parent who is a college or university graduate

## Parents' Knowledge About the Internet



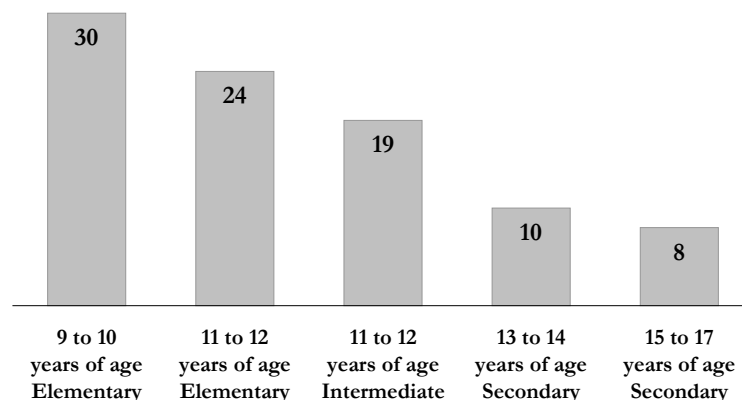
*Q.S22/J19*

*I think my parents know more about the Internet than I know, less about the Internet than I know or about the same amount as I know.*

*Base: Respondents who have used the Internet*

are more likely to say their parents know a great deal about the Web sites they visit. Youth in secondary school and those who do not have a parent who is a college or university graduate are more likely to say their parents know nothing at all about this.

## Parents' Knowledge of Web Sites Visited by Child



*Q.S21/J18*

*How much would you say your parents know about the Web sites you visit?*

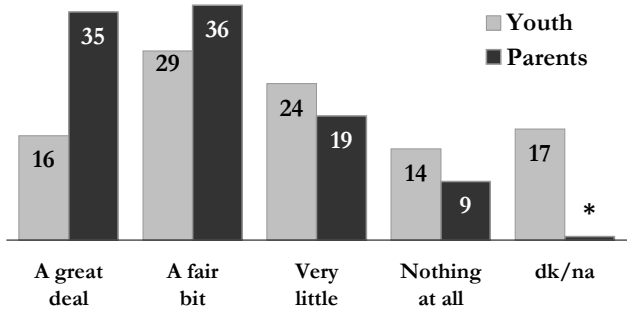
*Base: Respondents who have used the Internet*

Comparative data indicate that parents are far more likely than youth to say they know about the Web sites that their child visits. Seven in ten parents (71%) said they know a great deal or a fair bit about the Web sites their child visits. More than four in ten youth think their parents know a great deal or a fair bit about the Web sites they visit. Moreover, parents (35%) are twice as likely as youth (16%) to say they know a great deal.

Just over two in ten (24%) say their parents talk to them about what they do on the Internet a great deal (5%) or a fair bit (19%). A large majority of seven in ten (70%) say their parents talk to them about this topic very little (38%) or not at all (32%). Youth in secondary school, those who do not have a parent who is a college or university graduate and those who never use the Internet at home are more likely to say their parents do not talk to them at all about what they do on the Internet.

Comparative data indicate that parents are far more likely than youth to say they talk to their child about their Internet use. Almost eight in ten parents (78%) said they talk a great deal or a fair bit to their child about his or her usage of the Internet. More than two in ten youth (24%) say their parents talk to them a great deal or a fair bit about what they do on the Internet. Moreover, parents (38%) are almost eight times more likely than youth (5%) to say they do this a great deal.

### Parents' Knowledge of Web Sites Visited by Child



Q.S21/J18

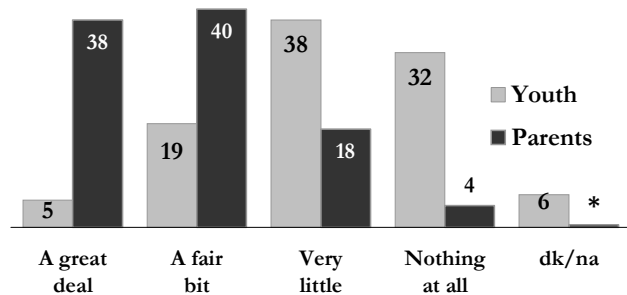
How much would you say your parents know about the Web sites you visit?

Base: Respondents who have used the Internet

Q.40 [Parents' Survey]

How much would you say you know about the Web sites <child> visits?

### Child and Parents Discuss Child's Internet Use



Q.S23/J20

How much do you and your parents talk about what you do on the Internet?

Base: Respondents who have used the Internet

Q.41 [Parents' Survey]

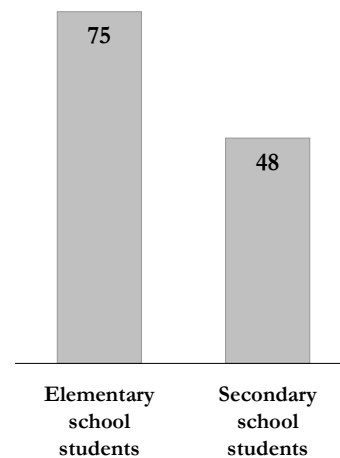
Would you say you talk to <child> about his/her usage of the Internet a great deal, a fair bit, very little or not at all?

Among youth who have one or more e-mail accounts, more than four in ten (44%) say their parents do not know about all of their accounts. More than five in ten (55%) say they do. Youth in secondary school and those who do not have a parent who is a college or university graduate are more likely to say their parents do not know about all their e-mail accounts.

Among youth who have their own personal Web site, more than four in ten (45%) say they have not shown their personal Web site to a parent or teacher. More than five in ten (54%) say they have. Youth outside Quebec are slightly more likely to say they have not shown their personal Web site to a parent or teacher.

### Parental Knowledge of Child's E-mail Account(s)

Percent saying "Yes"



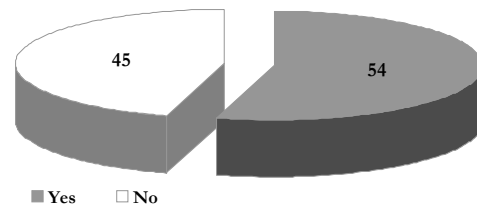
Q.S42/J34

Do your parents know about all your e-mail accounts?

Subsample: Respondents who have an e-mail account

Base: Respondents who have used the Internet

### Have Shown Personal Web Site to Parent/Teacher



Q.S73/J62

Have you ever shown your personal Web site to a parent or teacher?

Subsample: Respondents who have their own personal Web site

Base: Respondents who have used the Internet



---

## RULES AND SUPERVISION OF INTERNET USAGE



# RULES REGARDING INTERNET USE

**Significant numbers of youth, in some cases majorities, say they do not have specific Internet rules at home.**

Among youth who use the Internet at home, majorities say their parents have rules, such as not visiting certain sites (61%), not giving out personal information about themselves or their family (60%) and not meeting in person someone they only know from the Internet (54%). Smaller numbers say they have rules about how much time they're allowed to spend on the Internet (42%), about talking to strangers in chat rooms (39%) and about telling their parents if they find something on the Internet that makes them feel uncomfortable (36%). Among youth in secondary school, two in ten each say they have rules about saying insulting things in their instant messaging (IM) or

e-mail (21%) and about copying words or pictures from someone else's Web site without their permission (20%).

In general, youth in Quebec and those who use the Internet more frequently at home are more likely to say they do not have most of these rules in their home. Youth in secondary school and those who do not have a parent who is a college or university graduate are more likely to say they do not have rules about telling their parents if they find something on the Internet that makes them feel uncomfortable, about talking to strangers in chat rooms and about not visiting certain sites. Boys in secondary school are more likely to say they do not have rules about not meeting in person someone they only know from the Internet and not giving out personal information about themselves or their family.

## Internet Rules at Home

	9 OR 10 YEARS OF AGE ELEMENTARY	11 TO 12 YEARS OF AGE ELEMENTARY	11 TO 12 YEARS OF AGE INTERMEDIATE	13 TO 14 YEARS OF AGE SECONDARY	15 TO 17 YEARS OF AGE SECONDARY
Sites not supposed to visit	73	75	72	62	39
Rules about giving out personal info	66	71	70	58	46
Not allowed to meet in person someone only met on Internet	64	64	64	54	37
Tell parents about things that make child uncomfortable	64	54	46	27	11
Rules about talking to strangers in chat rooms	64	65	44	30	16
Amount of time spent on Internet	48	43	46	43	33
Rules about saying insulting things*	na	na	37	24	10
Rules about copying from Web sites without owner's permission*	na	na	29	23	12

Q.S28/J25

*Is any of the following a rule for Internet use in your home? I am not allowed to give out any personal information about myself or my family ... There are certain sites I am not supposed to visit ... I'm supposed to tell my parents if I find something on the Internet that makes me feel uncomfortable ... There are rules about saying insulting things, in my IM or in e-mails I send ... I am not allowed to meet in person someone I only know from the Internet ... There are rules about copying words or pictures from someone else's Web site without their permission ... There are rules about talking to strangers in chat rooms ... There are rules about how much time I'm allowed to spend on the Internet.*

\* Respondents who are in grade 7-11

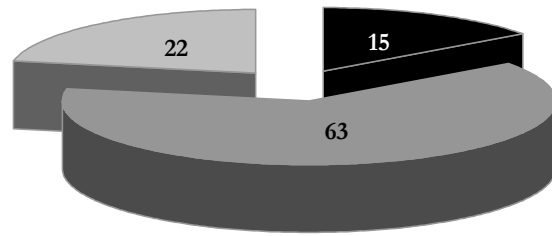
Subsample: Respondents who use the Internet at home

Base: Respondents who have used the Internet

Fewer than two in ten youth (15%) say their parents have told them to use a child-friendly, filtered search engine. Youth in Quebec, those in secondary school and those who do not have a parent who is a college or university graduate are more likely to say their parents have not told them to use a safe search engine.

Among youth whose parents have told them to use a safe search engine, more than seven in ten (73%) say they use this safe search engine every time (28%) or most of the time (45%). More than two in ten (24%) say they hardly ever (19%) or never (5%) use it. Youth outside Quebec and those who never use the Internet at home are more likely to say they hardly ever or never use this safe search engine. Youth outside Quebec are also more likely to say they do this every time they use the Internet.

### Instructed by Parents to Use Child-friendly, Filtered Search Engine



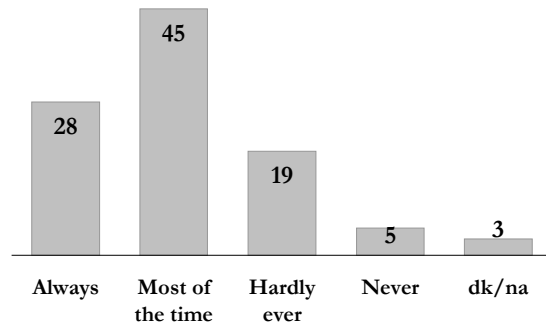
■ Yes ■ No ■ Don't remember/dk/na

Q.S91/J74

Have your parents told you to use a safe search engine (like Yabooligans for Kids or Google with filters)?

Base: Respondents who have used the Internet

### Use Child-friendly, Filtered Search Engine



Q.S92/J75

How often do you use this safe search engine?

Subsample: Respondents whose parents told them to use a safe search engine

Base: Respondents who have used the Internet

# PARENTAL SUPERVISION AND MONITORING OF INTERNET USE

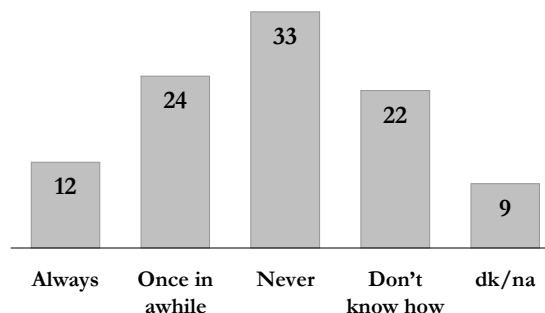
## **Most youth are not supervised regularly when they are on the Internet.**

Among youth who use the Internet at home, majorities say their parents never sit with them while they surf the Internet (68%), never use filters to block sites they don't want them to go to (65%) and never check to see which sites they have visited (54%). Four in ten (42%) say their parents never check in on them when they are on the Internet. However, a majority say their parents sometimes or often do check in on them. Youth in Quebec, those in secondary school, those who do not have a parent who is a college or university graduate, and those who use the Internet more frequently at home are more likely to say their parents never do most of these things.

Almost four in ten youth (36%) say after going on the Internet at home or school, they always (12%) or once in a while (24%) erase the history files that show what Web sites they have visited. More than three in ten

(33%) say they never do this. Two in ten (22%) say they don't know how to do this. Boys in secondary school and those who use the Internet more frequently at home are more likely to say they always do this.

## **Erase Web Site History**



*Q.S97/J79*

*After going on the Internet (at home or at school), how often do you erase the history that shows what Web sites you have visited?*

*Base: Respondents who have used the Internet*

## **Parental Monitoring of Internet Use**

	CHECK IN ON CHILD		CHECK WHICH SITES VISITED		USE FILTERS TO BLOCK SITES		SIT WITH CHILD	
	OFTEN	SOMETIMES	OFTEN	SOMETIMES	OFTEN	SOMETIMES	OFTEN	SOMETIMES
9 or 10 years of age – Elementary	17	52	16	34	12	9	8	44
11 to 12 years of age – Elementary	14	50	11	29	10	10	4	36
11 to 12 years of age – Intermediate	11	55	10	21	9	7	2	30
13 to 14 years of age – Secondary	6	48	4	19	5	5	1	21
15 to 17 years of age – Secondary	2	35	2	13	3	4	1	16

*Q.S27/J24*

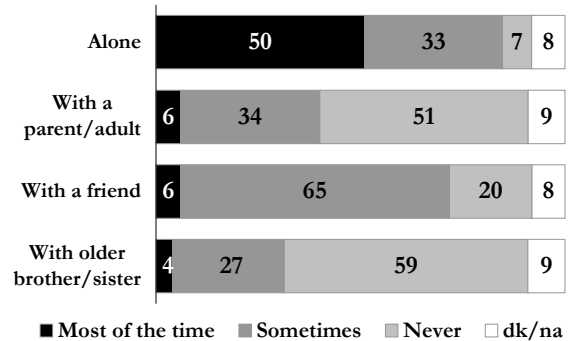
*When you go on the Internet at home, do your parents often, sometimes or never do each of the following? When I'm on the Internet at home, my parents sit with me while I surf ... When I'm on the Internet at home, my parents check in on me ... When I'm on the Internet at home, my parents use filters to block sites they don't want me to go to ... When I'm on the Internet at home, my parents check to see which sites I have visited.*

*Subsample: Respondents who use the Internet at home*

*Base: Respondents who have used the Internet*

Among youth who use the Internet at home, more than eight in ten (83%) say they are alone at least sometimes when they go on the Internet at home. Half say they are alone most of the time. Seven in ten (71%) say they are with a friend at least sometimes. Much smaller numbers say they are with a parent or other adult (40%) and an older brother or sister (31%) at least sometimes. However, majorities say they are never with a parent or other adult and an older sibling when they are on the Internet at home. Youth in Quebec, those in secondary school and those who use the Internet more frequently at home are more likely to say that most of the time they are alone when they go on the Internet at home. Conversely, these same groups are more likely to say they are never with a parent, other adult or older sibling.

### Alone vs with Someone on Internet at Home



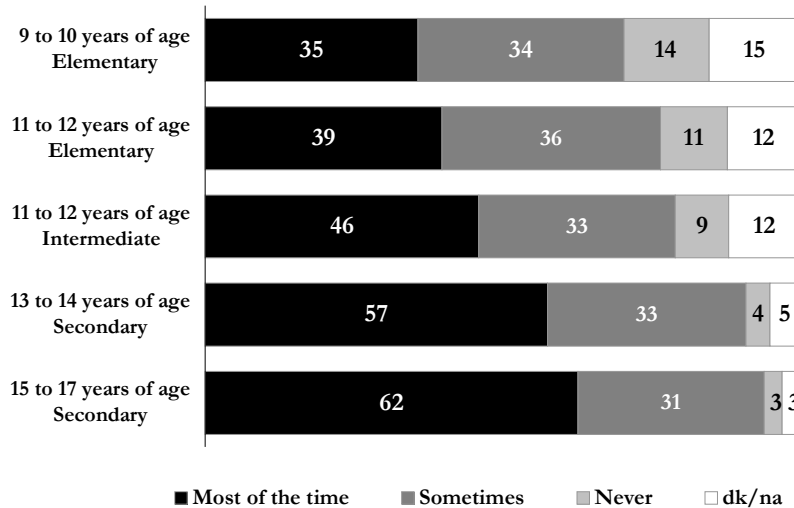
Q.S98/J80

When you go on the Internet at home, how often are the following people with you?

Subsample: Respondents who use the Internet at home

Base: Respondents who have used the Internet

### Alone on Internet at Home



Q.S98/J80

When you go on the Internet at home, how often are the following people with you?

Subsample: Respondents who use the Internet at home

Base: Respondents who have used the Internet

---

## SUBMITTING PERSONAL INFORMATION



## SUBMITTING PERSONAL INFORMATION

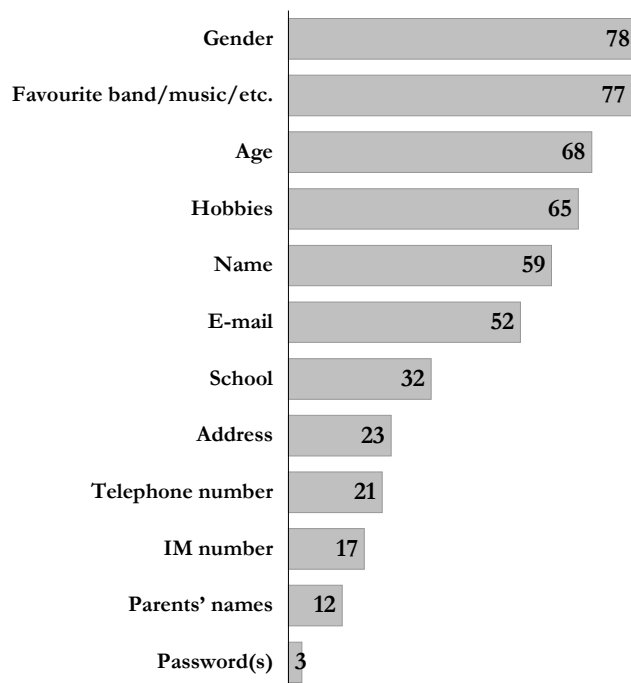
### ***Most youth would give out certain pieces of personal information over the Internet.***

When youth are asked what kind of personal information they would give out over the Internet to win a prize in a contest, majorities say they would give out certain pieces of information, such as their gender (78%), their favourite band (77%), their age (68%), their hobbies (65%), their name (59%) and their e-mail address (52%). Much smaller numbers would give out personal information, such as what school they go to (32%), their address (23%), their telephone number (21%), their instant messaging (IM) number (17%), their parents' names (12%) and their password (3%). Youth in Quebec are more likely to say they would give out this information, with the exception of their password. Youth in secondary school are more likely to say they would give out personal information, such as their gender, their favourite band, their age, their

hobbies, their name, their e-mail address and their IM number. Boys in secondary school are also more likely to give out information about what school they go to. Boys in elementary school are more likely to give out information such as their address and their telephone number.

Among youth in secondary school who have an e-mail account, majorities say that when they signed up for their account they gave out information, such as their gender (86%) and their real name (68%). Much smaller numbers gave their address (29%) and their telephone number (20%); majorities did not provide this information. Girls in secondary school and Quebec youth are slightly more likely to say they provided their real name. Those who never use the Internet at home are more likely to say they provided their address and their telephone number.

### **Information Would Give for Internet Contest**

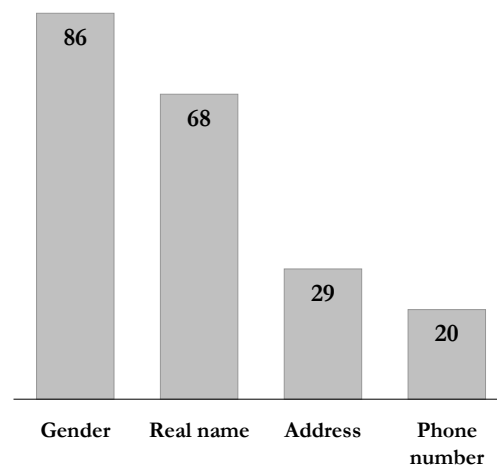


*Q.S26/J26*

*What information about yourself would you give over the Internet to win a prize in a contest?*

*Base: Respondents who have used the Internet*

### **Information Given on Sign-up for E-mail Account(s)**



*Q.S43*

*When you signed up for your e-mail accounts, what information did you give?*

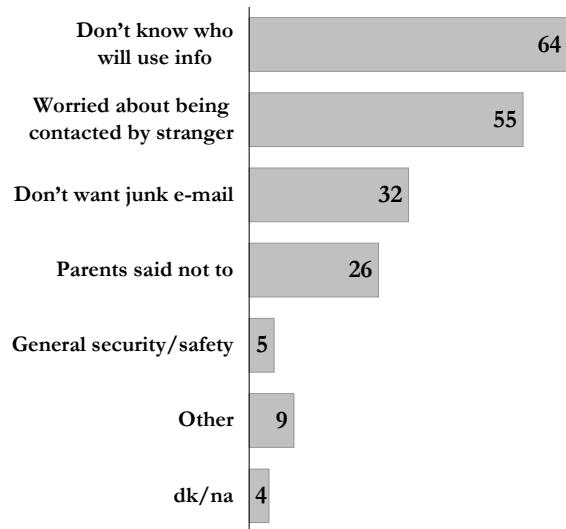
*Subsample: Respondents who are in grade 7-11, who have an e-mail account*

*Base: Respondents who have used the Internet*

Among youth in secondary school, the main reasons given for not giving out personal information to Web sites are that they do not know who will use the information (64%) and that they are worried about being contacted by someone they don't know (55%). Much smaller numbers offer reasons such as being afraid of getting junk e-mail (32%), their parents told them not to (26%) and general security or safety (5%). Nine percent give other reasons and four percent offer no opinion. Girls in secondary school are more likely to say they do not know who will use the information, that they are worried about being contacted by someone they don't know and that their parents told them not to. Quebec youth are less likely to mention the latter two reasons.

Among youth in secondary school, more than five in ten (54%) say they never look at the privacy policies on Web sites they visit. Four in ten say they do this always (6%) or sometimes (36%). Quebec youth are slightly less likely to say they never do this.

### Reasons for Not Giving Personal Information to Web Sites



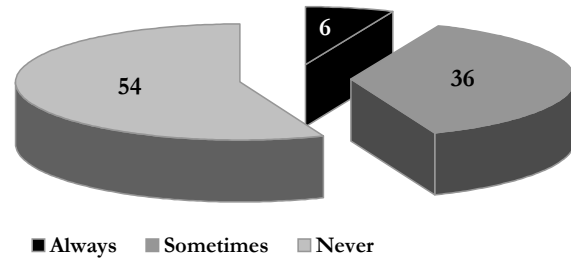
*Q.S30*

*What are the main reasons why you might not give out any of this personal information to Web sites?*

*Subsample: Respondents who are in grade 7-11*

*Base: Respondents who have used the Internet*

### Look at Web Site Privacy Policies



*Q.S31*

*How often do you look at the privacy policies on Web sites you visit, if at all?*

*Subsample: Respondents who are in grade 7-11*

*Base: Respondents who have used the Internet*

---

## OFFENSIVE MATERIAL ON INTERNET



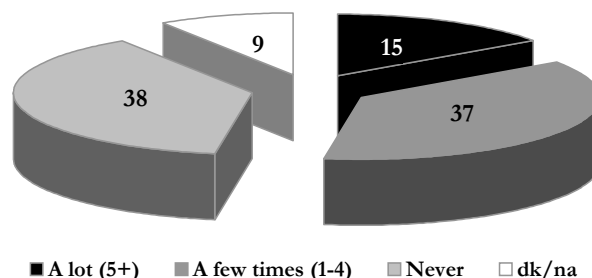
## EXPOSURE TO PORNOGRAPHY

**Most youth have accidentally ended up on a pornographic Web site. Although most have told someone about this, a significant number told no one.**

More than five in ten youth (52%) say they have accidentally ended up in a pornographic Web site a lot (15%) or only a few times (37%). Boys in secondary school, those who do not have a parent who is a college or university graduate and those who use the Internet more frequently at home are more likely to say they have done this a lot.

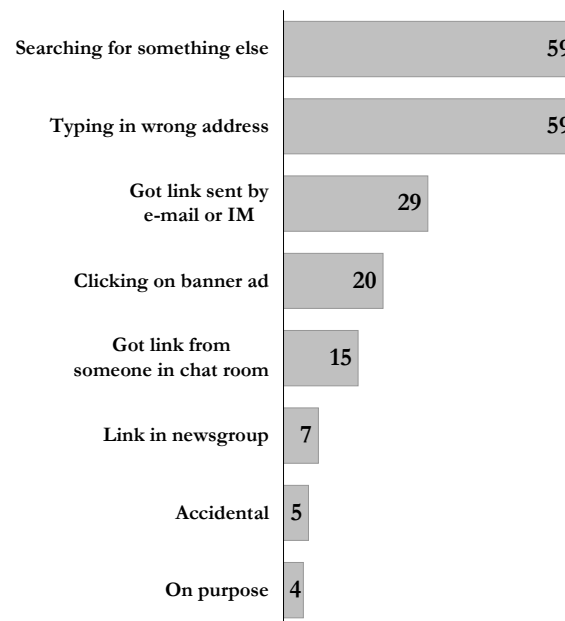
Among youth who have accidentally ended up in a pornographic Web site, most got there by doing a search for something else (59%) and typing in a wrong address (59%). Much smaller numbers mention clicking on a link that was sent to them in their e-mail or when they were instant messaging (29%), clicking on a banner ad (20%), receiving a link from someone in a chat room (15%) and clicking on a link in a newsgroup (7%). Eleven percent mention something else, including five percent who say it was just accidental and four percent who say it was on purpose. Youth in secondary school are more likely to say they ended up in a pornographic Web site by doing a search for something else and by clicking on a link that was sent to them in their e-mail or when they were instant messaging. Boys in secondary school are also more likely to mention that they got there by clicking on a banner ad and receiving a link from someone in a chat room.

### Visited Pornographic Web Site by Accident



*S33/J27 How often have you accidentally ended up in a pornographic Web site (porn site)? Base: Respondents who have used the Internet*

### How Accidentally Visited Pornographic Web Site



*Q.S34*

*How did you get there?*

*Q.J28*

*How did you get to this porn site?*

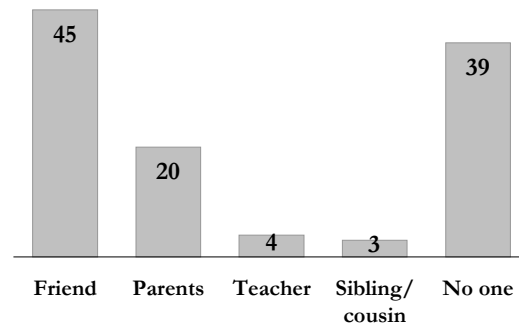
*Subsample: Respondents who accidentally ended up in a pornographic Web site*

*Base: Respondents who have used the Internet*

Among youth who have accidentally ended up in a pornographic Web site, more than seven in ten told someone, including a friend (45%), their parents (20%), their teacher (4%) and a sibling or cousin (3%). Four in ten (39%) told no one about it. Boys in secondary school and those who use the Internet more frequently at home are more likely to say they told no one about this, but boys in elementary school are also more likely than their female counterparts to say they told no one. Youth in Alberta and those in elementary school are more likely to say they told their parents.

Almost three in ten (26%) youth say they have visited a pornographic Web site on purpose a lot (12%) or only a few times (14%). Youth in Quebec, boys in secondary school, those who do not have a parent who is a college or university graduate and those who use the Internet more frequently at home are more likely to say they have done this a lot.

### Told About Accidental Encounter with Pornographic Web Site



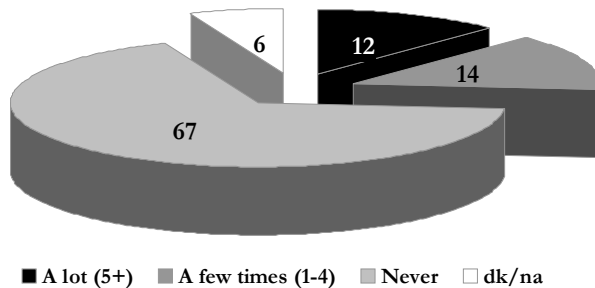
Q.S35/J29

Who did you tell about it?

Subsample: Respondents who accidentally ended up in a pornographic Web site

Base: Respondents who have used the Internet

### Visited Pornographic Web Site on Purpose



Q.S36/J30

How often have you visited a pornographic Web site on purpose?

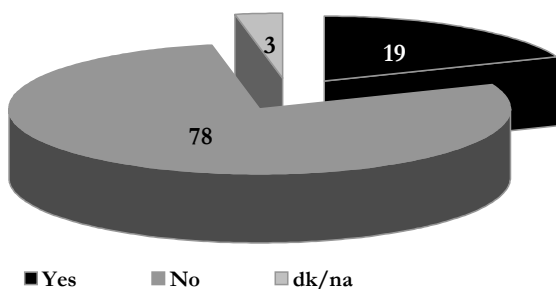
Base: Respondents who have used the Internet

More than two in ten (24%) say they have been sent pornography on the Internet a lot (10%) or only a few times (14%) from someone that they have met only on the Internet. Boys in secondary school, those who do not have a parent who is a college or university graduate and those who use the Internet more frequently at home are more likely to say they have had this happen to them a lot.

Among youth in secondary school, more than five in ten (53%) say they have often (23%) or sometimes (30%) received pornographic junk mail in their e-mail or IM. More than four in ten (45%) say this has never happened to them. Youth in Nova Scotia, boys in secondary school and those who use the Internet more frequently at home are more likely to say this has happened to them often. Youth in Quebec are less likely to report this has happened to them often.

Among youth in secondary school who have received pornographic junk mail, two in ten (19%) told their parents about it. Those aged 13 to 17 years are more likely to say they have not told their parents about this.

### Told Parents About Receiving Pornographic Junk Mail



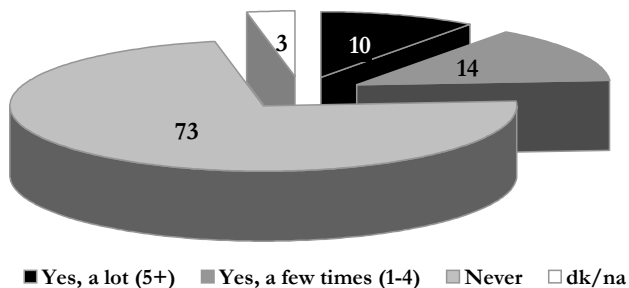
Q.S39

Did you tell your parents about receiving the pornographic junk mail?

Subsample: Respondents who are in grade 7-11 and have received pornographic junk mail or said dk/na at Q.S38

Base: Respondents who have used the Internet

### Received Pornography from Person Met Only on Internet

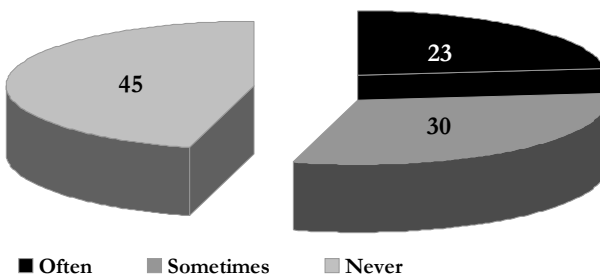


Q.S37/J31

Have you ever been sent pornography on the Internet from someone that you have met only on the Internet?

Base: Respondents who have used the Internet

### Received Pornographic Junk Mail via E-mail or IM



Q.S38

Have you ever received pornographic junk mail (spam) in your e-mail or IM?

Subsample: Respondents who are in grade 7-11

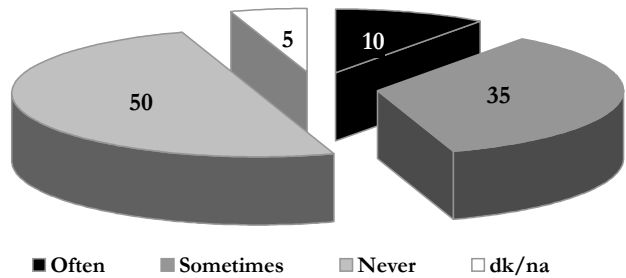
Base: Respondents who have used the Internet

**A significant minority of youth have visited a violent or gory Web site.**

More than four in ten youth (45%) say they have often (10%) or sometimes (35%) visited a Web site with violent or gory pictures. Five percent offer no opinion. Youth in Quebec, boys in secondary school and those who use the Internet more frequently at home are more likely to say they have done this often.

Among youth who have visited a violent or gory Web site, most say they found the site because someone told them the address (54%). Smaller numbers say they found the site from a search (28%), by linking to it from another site (27%), by learning about the site from an ad they saw on television or in a magazine (12%) and by accident (4%). Youth in secondary school are more likely to say they got to the violent or gory Web site by linking to it from another site, from a search and by someone giving them the address. However, boys in elementary school are more likely than their female counterparts to say they got to this site by the latter two methods.

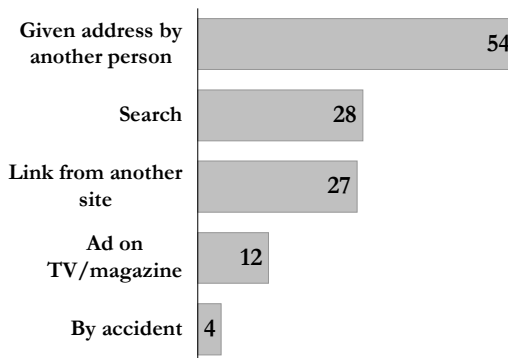
**Visited Web Site with Violent/Gory Pictures**



Q.S74/J63

Have you visited a Web site with violent or gory pictures ...?  
Base: Respondents who have used the Internet

**How Violent/Gory Web Site Was Found**



Q.S75/J64

How did you find the site with violent or gory pictures?  
Subsample: Respondents who have visited a Web site with violent or gory pictures  
Base: Respondents who have used the Internet

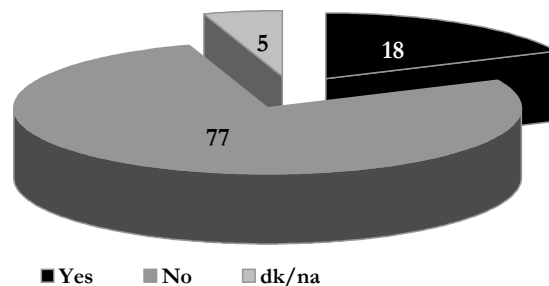
## EXPOSURE TO “HATEFUL” MATERIAL

*Most kids have not come across a “hateful” Web site. However, among the significant number who have, most were not disturbed by the material and did not do anything about it.*

Two in ten youth (18%) say they have come across a Web site that was really hateful to someone. Five percent offer no opinion. Youth in secondary school and those who use the Internet more frequently at home are more likely to report coming across such a site.

Among youth who have come across a “hateful” Web site, the largest proportions say the site was hateful toward pop culture icons (24%) or a certain group based on race, gender, sexual orientation, language or religion (21%). Smaller numbers say the site was hateful toward specific people (11%), friends (5%), politicians or political topics (4%) and individuals based on their age or looks (3%). Seven percent mention something else and 33 percent offer no opinion. Youth in Quebec and girls in secondary school are more likely to have come across a site that was hateful toward pop culture icons. Youth in secondary school are more likely to have come across a site that was hateful toward a certain racial, language, religious or cultural group.

### Visited a Web Site That Was Hateful to Someone

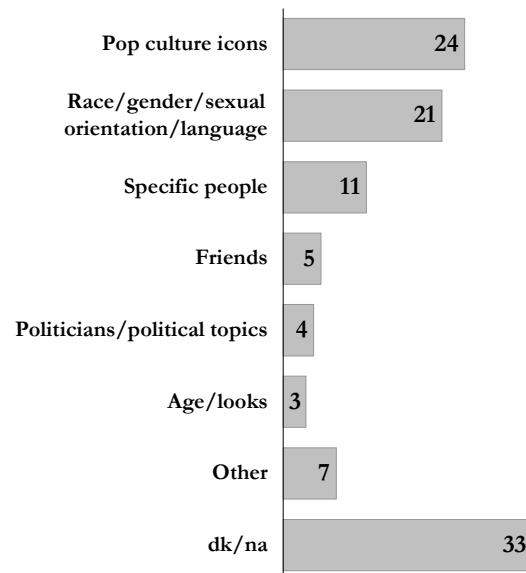


Q.S76/J65

*Have you ever come across a Web site that was really hateful to anyone?*

*Base: Respondents who have used the Internet*

### Who the Web Site Was Hateful Toward



Q.S77/J66

*Who was the site hateful toward?*

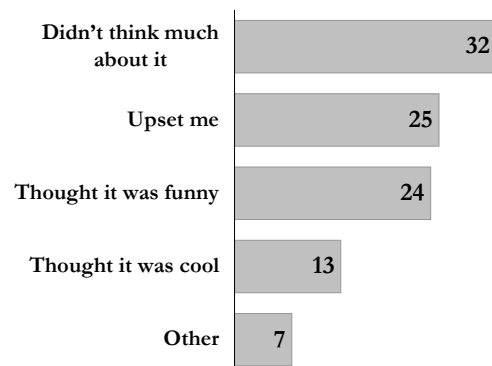
*Subsample: Respondents who have visited a hateful site*

*Base: Respondents who have used the Internet*

Among youth who have come across a “hateful” Web site, three in ten say they didn’t think too much about it (32%). Smaller numbers say they were upset by the site (25%), they thought it was funny (24%) or they thought it was cool (13%). Less than one percent say they agreed with the site. Girls are more likely to say the “hateful” Web site upset them. Youth in Quebec are more likely to say both that the site upset them and that they thought the site was funny or cool. Youth in secondary school, especially boys, are more likely to say they found the site funny. Boys are more likely to say they found the site cool.

Among youth who have come across a “hateful” Web site, the largest proportion ignored it (36%). Almost three in ten (27%) say they told someone, such as a friend (23%) or an adult (4%) about it. A similar number (27%) say they never went back to the site. Smaller numbers say they sent the URL to some of their friends (12%) and bookmarked it (10%). Twenty-five percent offer no opinion. Youth in Quebec and girls in secondary school are more likely to say they told someone, particularly a friend, about it. Youth in secondary school and youth outside Quebec are more likely to say they ignored the site. Youth in Nova Scotia and girls in secondary school are more likely to say they never went back to the site. Youth in Quebec, boys in secondary school, and those who use the Internet more frequently at home are more likely to have sent the URL to some of their friends. Boys in secondary school and those who use the Internet at home for more than three hours a day are more likely to say they bookmarked it.

## Feelings About Hateful Web Site



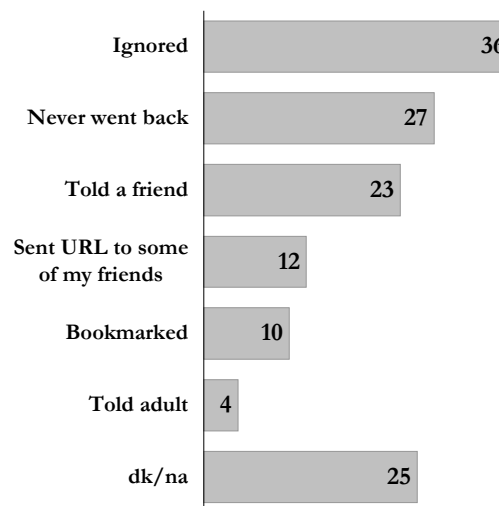
Q.S78/J67

*How did you feel about being in a hateful site like that?*

*Subsample: Respondents who have ever come across a Web site that was really hateful to anyone or who said dk/na at Q. S76/J65*

*Base: Respondents who have used the Internet*

## Action Taken About Hateful Web Site



Q.S79/J68

*What did you do about seeing a hateful site?*

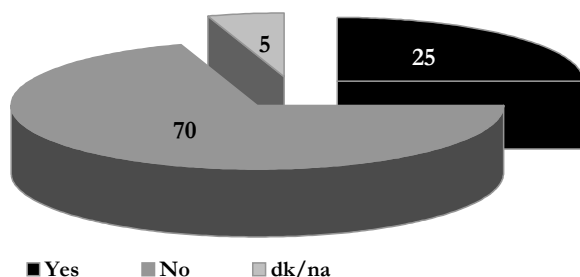
*Subsample: Respondents who have ever come across a Web site that was really hateful to anyone or who said dk/na at Q. S76/J65*

*Base: Respondents who have used the Internet*

Fewer than two in ten youth (16%) say they have posted comments on the Internet that were hateful toward a person or group of people. Youth in Quebec, those in secondary school, particularly boys, and those who use the Internet more frequently at home are more likely to say they have done this.

More than two in ten youth (25%) say that someone has e-mailed them material that said hateful things about others. This is higher among youth in secondary school and those who use the Internet more frequently at home. Among those who have been e-mailed “hateful” material, more than three in ten (35%) say they did nothing about it. A similar number (36%) say they told someone about it, including a friend (25%), an adult (9%) or the police (2%). Smaller numbers say they replied to the message themselves (29%), tried to block any more e-mail from the person who sent it (21%) and forwarded it to some of their friends (11%). Youth in elementary school and youth outside Quebec are more likely to say they told someone about it. Boys in secondary school are more likely to report that they did nothing about it, but boys in elementary school are also more likely than their female counterparts to say they did nothing. Youth in elementary school are more likely to say they tried to block any more e-mail from the person who sent it. Girls in secondary school are more likely to say they replied to the message themselves.

### Received E-mail That Said Hateful Things

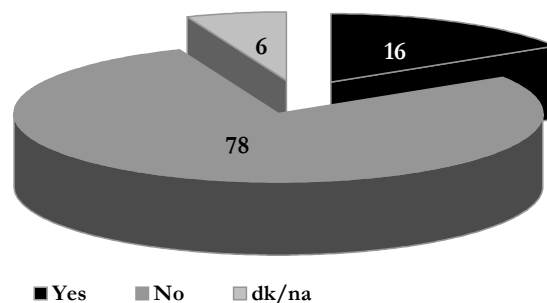


Q.S51/J42

Has anyone ever e-mailed you material that said hateful things about others?

Base: Respondents who have used the Internet

### Put Hateful Comments on Internet

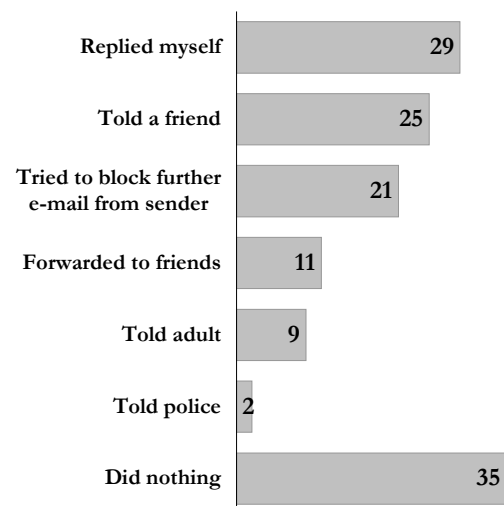


Q.S80/J69

Have you ever put any comments on the Internet that were hateful toward a person or group of people?

Base: Respondents who have used the Internet

### Action Taken About Hateful Message



Q.S52/J43

The last time you were sent a hateful message, what did you do about it?

Subsample: Respondents who have received a hateful e-mail message

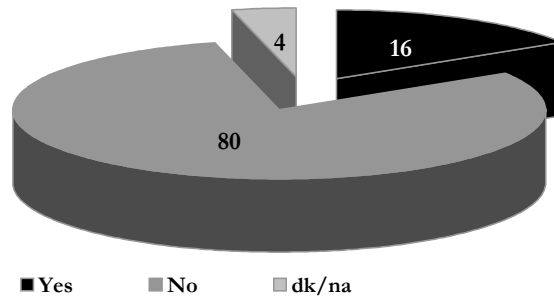
Base: Respondents who have used the Internet

**Most kids have not been sent material over the Internet that bothered or frightened them. However, among the significant number who have been sent such material, most told someone about it.**

Almost two in ten youth (16%) have been e-mailed a message from someone they didn't know that bothered or frightened them. Those who use the Internet more frequently at home are more likely to say this happened to them.

Among those who have received an e-mail message that bothered or frightened them, five in ten (52%) told someone about it, including a friend (27%), an adult (20%) or the police (5%). Smaller numbers tried to block any more e-mail from the person who sent it (46%), replied to the message themselves (22%) and forwarded it to some of their friends (9%). Two in ten (22%) did nothing about it. Girls in elementary school, those with a parent who is a college or university graduate and those who use the Internet less frequently at home are more likely to say they told someone about it. Boys are more likely to say they did nothing about it. Girls and youth outside Quebec are more likely to have tried to block any more e-mail from the person who sent it. Youth in Quebec and those in secondary school are more likely to say they replied to the message themselves.

## Received E-mail That Bothered or Frightened

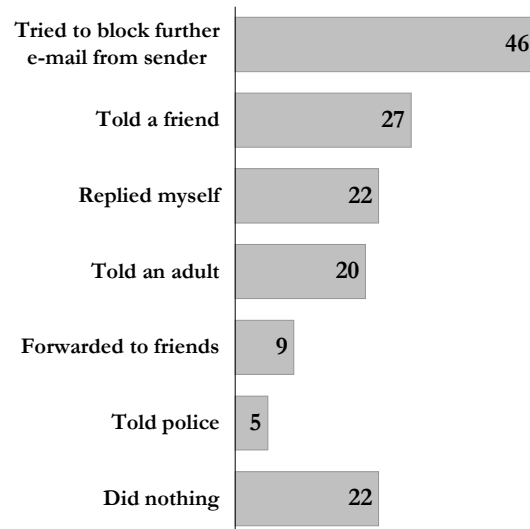


Q.S48/J39

*Has someone you don't know ever e-mailed a message to you that bothered or frightened you?*

*Base: Respondents who have used the Internet*

## Action Taken About E-mail That Bothered or Frightened



Q.S49/J40

*The last time someone sent you a message that bothered or frightened you, what did you do about it?*

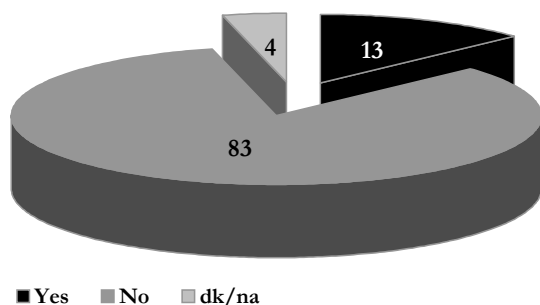
*Subsample: Respondents who received an e-mail message that bothered or frightened them*

*Base: Respondents who have used the Internet*

Among those who did nothing about the e-mail message that bothered or frightened them, the most common reason given is that they did not care (33%). Smaller numbers say they didn't think anything would help (22%), that they didn't know what to do (19%) and that they were afraid (10%). Nine percent give some other reason and seven percent offer no opinion.

More than one in ten youth (13%) report they have been sent a photo or image on the Internet that made them feel uncomfortable. Youth in secondary school and those who use the Internet more frequently at home are more likely to say this has happened to them. Among those who have received a photo or image that made them feel uncomfortable, six in ten say the image was sexual in nature (61%). About one in ten (13%) say it was a violent image. Eight percent say it was something else and 28 percent offer no opinion. Girls in secondary school are more likely to say they received a sexual image.

### Received Photo or Image That Made Feel Uncomfortable

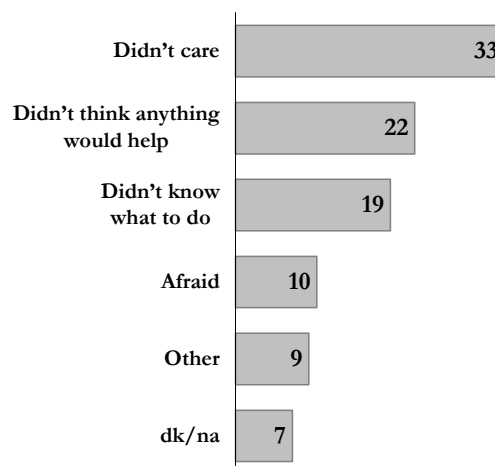


Q.S53/J44

Have you ever been sent a photo or image on the Internet that made you feel uncomfortable?

Base: Respondents who have used the Internet

### Reasons for Doing Nothing About E-mail That Bothered or Frightened



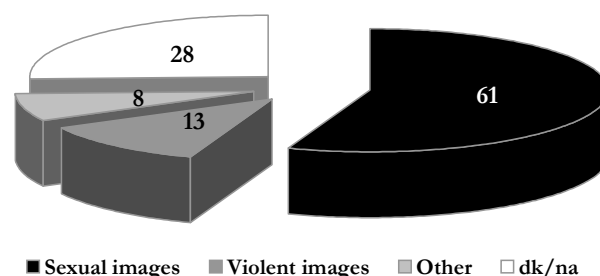
Q.S50/J41

Why did you do nothing?

Subsample: Respondents who did not do anything about the e-mail message that bothered or frightened them

Base: Respondents who have used the Internet

### Contents of Photo or Image That Made Feel Uncomfortable



Q.S54/J45

What was in the photo or image?

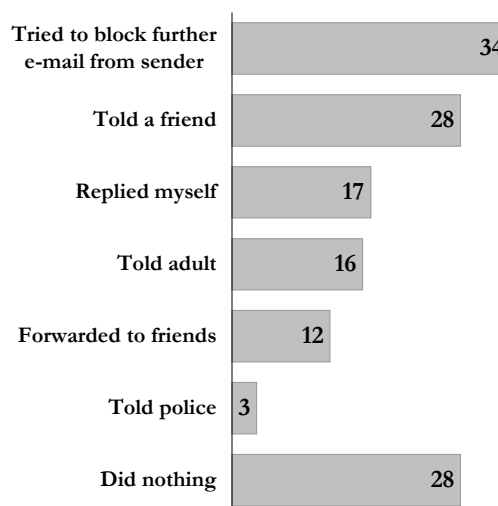
Subsample: Respondents who received a photo or image on the Internet that made them feel uncomfortable

Base: Respondents who have used the Internet

---

Among those who have received a photo or image that made them feel uncomfortable, almost five in ten (47%) told someone about it, including a friend (28%), an adult (16%) or the police (3%). Smaller numbers tried to block any more e-mail from the person who sent it (34%), replied to the message themselves (17%) and forwarded it to some of their friends (12%). Three in ten (28%) did nothing about it. Girls in elementary school and those who have a parent who is a college or university graduate are more likely to say they told someone about it. Boys in secondary school are more likely to say they did nothing about it. Youth in elementary school, as well as girls in secondary school and anglophones, are more likely to say they tried to block any more e-mail from the person who sent it. Girls in secondary school are more likely to say they replied to the message themselves.

### Action Taken About Photo or Image That Made Feel Uncomfortable



S55/J46

*The last time someone sent a photo or image that made you feel uncomfortable, what did you do about it?*

*Subsample: Respondents who received a photo or image on the Internet that made them feel uncomfortable*

*Base: Respondents who have used the Internet*

---

---

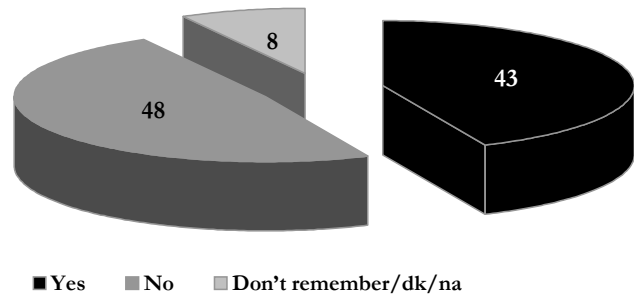
EXPERIENCES WITH PEOPLE ENCOUNTERED THROUGH  
THE INTERNET



*Of youth who have been asked for personal information by someone new they have met on the Internet, most have sent the person at least some of the information. Almost one-half of all older youth have received unwanted sexual comments from someone over the Internet.*

More than four in ten youth (43%) say they have met someone new on the Internet who asked for information, such as their photo, phone number, street address or the school they attend. Youth in Quebec, those in secondary school, especially girls, those who do not have a parent who is a college or university graduate and those who use the Internet at home more frequently are more likely to say this has happened to them. Among youth who were asked for this kind of information, fewer than one in ten (8%) told their parents about it. Almost five in ten (48%) gave the person some (41%) or all (7%) of the information they asked for. Smaller numbers say they ignored the person and didn't send them any information (42%), told the person to leave them alone (22%) and tried to block the person from sending them e-mail (15%). Youth in Quebec, those in secondary school, particularly boys, those who do not have a parent who is a college or university graduate and those who use the Internet more frequently at home are more likely to report that they gave the person some or all of the information they asked for. Youth in elementary school are more likely to say they told their parents about it. Girls in elementary school and youth outside Quebec are more likely to say they ignored the person and did not send them any information.

## Met Person on Internet Who Requested Personal Information

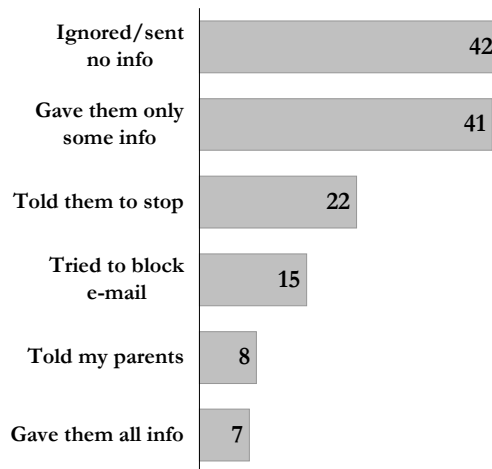


Q.S45/J36

*Have you ever met someone new on the Internet who asked for information like your photo, phone number, street address, or the school you attend?*

*Base: Respondents who have used the Internet*

## Action Taken When Asked for Personal Information



S46/J37

*The last time this happened to you, what did you do about it?*

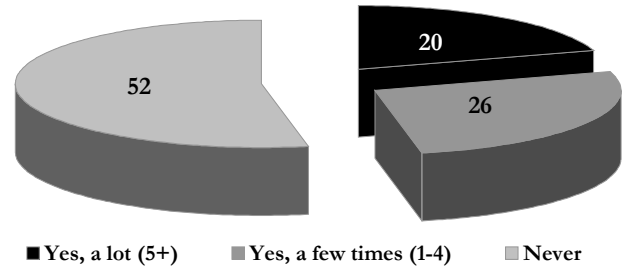
*Subsample: Respondents who were asked for information concerning photo, phone number, street address or school by someone new whom they met on the Internet*

*Base: Respondents who have used the Internet*

Almost five in ten older youth (46%) say someone has made unwanted sexual comments to them on the Internet a lot (20%) or a few times (26%). Girls in secondary school are more likely to say they have received unwanted sexual comments on the Internet.

More than one in ten youth (13%) say someone has tried to use their name or password in instant messaging (IM) without their permission. Youth in secondary school and those who use the Internet more frequently at home are more likely to say this has happened to them.

### Received Unwanted Sexual Comments



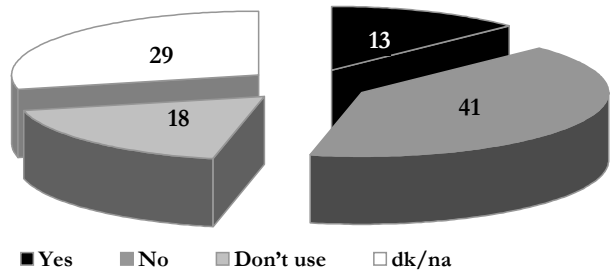
Q.S32

Has anyone ever made unwanted sexual comments to you on the Internet?

Subsample: Respondents who are in grade 7-11

Base: Respondents who have used the Internet

### Person Used IM Name/Password Without Permission



S95/J77

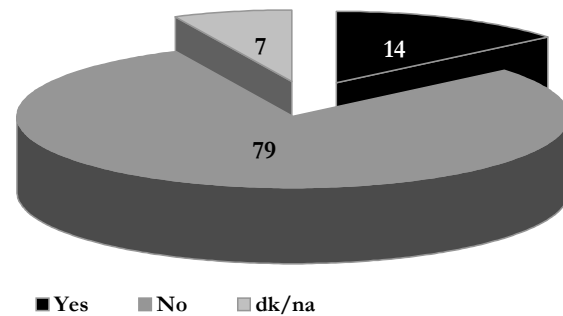
Has someone else ever tried to use your name or password in instant messaging (IM) without your permission?

Base: Respondents who have used the Internet

Among youth who use IM, more than one in ten (14%) say someone has threatened them while they were using IM. Boys in secondary school and those who use the Internet more frequently at home are more likely to say this has happened to them.

Among those who use IM, four in ten (39%) say they have chatted with someone who was not on their buddy list. Youth in Manitoba and those in secondary school are more likely to say they have done this.

### Threatened While Using IM



Q.S62/J53

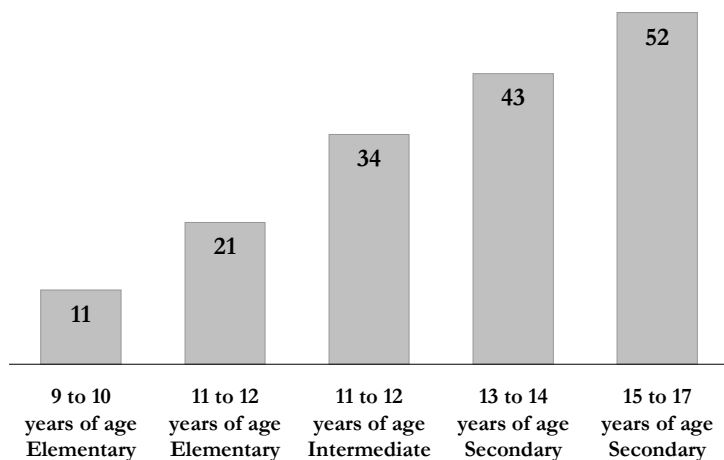
Has someone ever threatened you while you were instant messaging?

Subsample: Respondents who use IM or who said dk/na at Q. S60/J51

S60/J51

Base: Respondents who have used the Internet

### Chatted With Person Not on Buddy List



Q.S63/J54

When instant messaging, have you ever chatted with someone not on your buddy list?

Subsample: Respondents who use IM or who said dk/na at Q. S60/J51

Base: Respondents who have used the Internet

# IN-PERSON MEETING WITH PEOPLE MET ON INTERNET

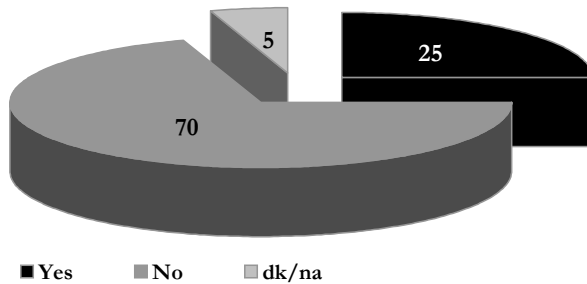
*More than one in ten youth who completed the survey say they have met in person someone they first met on the Internet, but most of them were accompanied by someone. A few experienced encounters that were threatening or difficult.*

More than two in ten youth (25%) say someone that they've only met on the Internet has asked to meet them in person. This number is higher among youth in Quebec, those in secondary school, particularly girls, those who do not have a parent who is a college or university graduate and those who use the Internet more frequently at home.

More than one in ten (15%) say they have met in person at least one individual whom they first met on the Internet. This proportion is higher among youth in Nova Scotia and Quebec, those in secondary school, those who do not have a parent who is a college or university graduate and those who use the Internet more frequently at home.

Comparative data indicate that parents are less likely to say their child has met in person someone they first met on the Internet. Few parents (4%) said their child has met someone in person that they first met on the Internet.

## Been Asked to Meet Internet Friend in Person

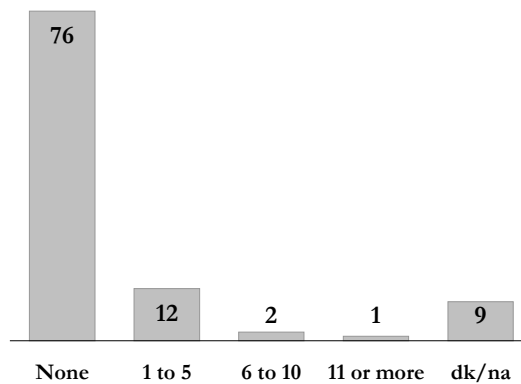


Q.S47/J38

*Has someone that you've only met on the Internet ever asked to meet you in person?*

*Base: Respondents who have used the Internet*

## Internet Friends Met in Real Life

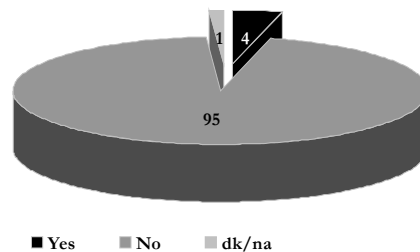


Q.S67/J57

*How many people have you met in real life that you first met on the Internet?*

*Base: Respondents who have used the Internet*

## Internet Friends Met in Real Life



Q.60 [Parents' Survey]

*Has <child> ever met someone in person that they first encountered over the Internet?*

Among those who met with people in person whom they first met on the Internet, five in ten (50%) say when they met Internet friends for the first time in person they have taken someone with them, such as a friend (41%), a parent or other adult (6%) or an older brother or sister (3%). More than one in ten (15%) say they went by themselves. Two in ten (21%) say the Internet friend met them at their school (14%) or

home (6%). Just under four in ten offer no opinion (36%). Youth in Quebec, boys in secondary school and those who use the Internet at home for more than three hours a day are more likely to say they went by themselves. Youth in elementary school are more likely to say they went with a parent or other adult.

## Ways Met with Internet Friend in Real Life

	9 OR 10 YEARS OF AGE ELEMENTARY	11 TO 12 YEARS OF AGE ELEMENTARY	11 TO 12 YEARS OF AGE INTERMEDIATE	13 TO 14 YEARS OF AGE SECONDARY	15 TO 17 YEARS OF AGE SECONDARY
Went with friend	19	29	39	41	54
Went with parent or other adult	16	8	4	4	5
Went alone	9	9	11	15	20
Internet friend came to my school	9	9	18	17	13
Went with older brother or sister	5	4	3	2	3
Internet friend came to my home	5	5	6	5	7
dk/na	56	51	40	35	22

*Q.S68/J58*

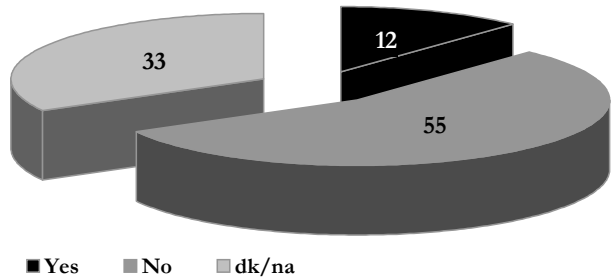
*When you've met Internet friends for the first time in real life, how did you meet them?*

*Subsample: Respondents who met with people in real life whom they first met on the Internet*

*Base: Respondents who have used the Internet*

One in ten (12%) of those who say they have met in person someone they first met on the Internet say they had a bad experience when they met that person in the real world. In an open-ended question, young people were asked the nature of the bad experience: two in ten (21%) experienced threatening situations, such as the person was a freak or weird or crazy (8%), wanted to, or made, sexual contact (7%) or was violent (6%). One in ten (11%) experienced a difficult situation, such as the person was vulgar or used sexual language (5%) or was mean (4%) or that they got into a fight (2%). More than one in ten say the person was not what they claimed to be in appearance (9%) or in age (4%). Other bad experiences include: didn't like them (14%), they were fat or ugly (12%) and they were stupid, a moron or an idiot (6%). Twelve percent mention some other bad experience and 18 percent express no opinion.

## Bad Real Life Experience with Internet Friend



■ Yes ■ No ■ dk/na

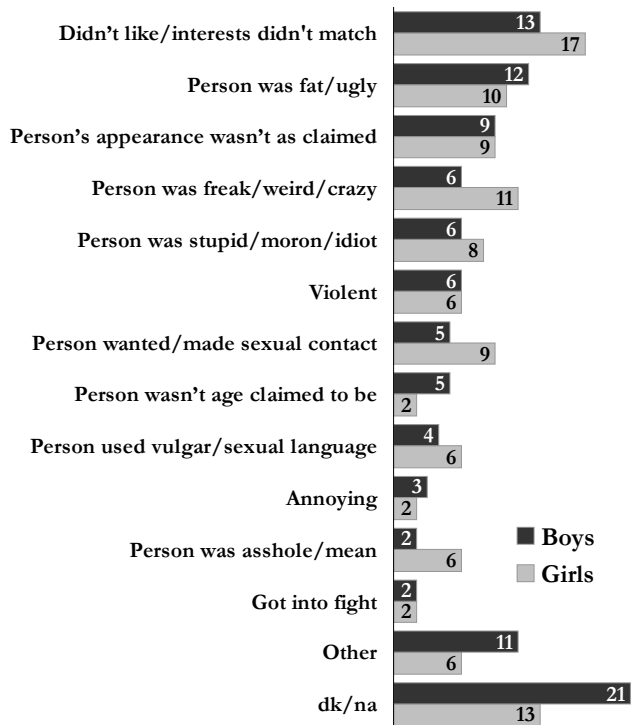
Q.S70/J59

Have you ever had a bad experience in the real world with someone that you first met on the Internet?

Subsample: Respondents who met with people in real life whom they first met on the Internet

Base: Respondents who have used the Internet

## Nature of Bad Experience



Q.S71/J60

What was bad about it?

Subsample: Respondents who had a bad experience in the real world with someone whom they first met on the Internet

Base: Respondents who have used the Internet

---

## BEHAVIOUR ON INTERNET

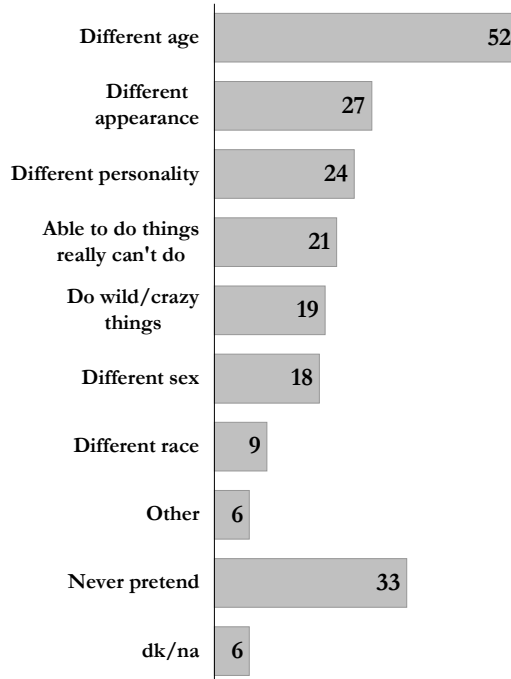


**Most youth, particularly those in secondary school, have pretended to be something else on the Internet.**

More than five in ten youth (52%) say they have pretended to be a different age on the Internet. Smaller numbers have pretended to be a different physical appearance (27%), a different personality (24%), able to do things that they really cannot do in real life (21%), do wild or crazy things that they would never do in real life (19%), a different sex (18%) or a different race (9%). Six percent mention something else. Thirty-three percent say they have never pretended to be anything else and six percent offer no opinion. Youth in secondary school and those who use the Internet more frequently at home are more likely to say they have pretended to be something else on the Internet.

Almost six in ten older youth (57%) say they have said things they normally wouldn't say in real life when they were chatting, using instant messaging or participating in chat rooms and newsgroups. Boys in secondary school are slightly more likely than their female counterparts to say they have done this often. Those who use the Internet more frequently at home are also more likely to report doing this.

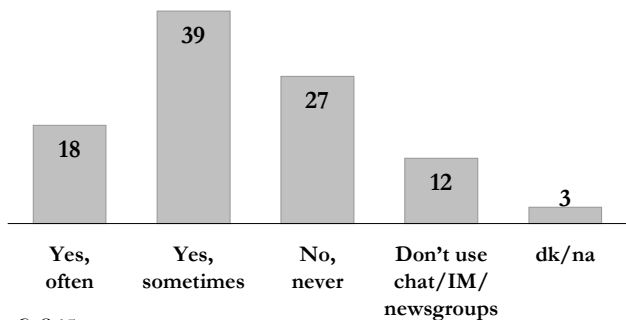
**Pretending on the Internet**



S66/J56

*When you are on the Internet, have you ever pretended that you ... Are a different sex ... Are a different age ... Are a different race ... Have a different physical appearance ... Have a different personality ... Are able to do things that you really cannot do in real life (like bungee jumping, or driving a car) ... Do wild or crazy things that you would never do in real life ... Pretend in other ways?*  
 Base: Respondents who have used the Internet

**Say Things on Internet That Would Not Say in Real Life**



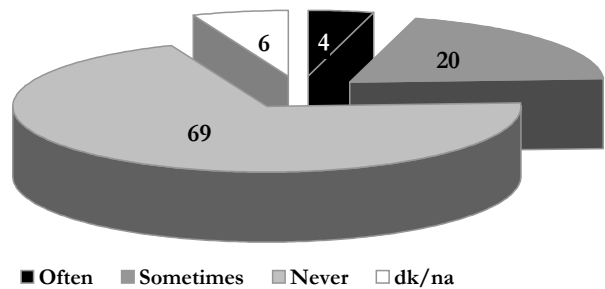
Q.S65

*When you are chatting, using instant messaging, or participating in chat rooms and newsgroups, do you ever say things you normally wouldn't say in real life?*  
 Subsample: Respondents who are in grade 7-11  
 Base: Respondents who have used the Internet

**Significant minorities of youth have visited Web sites such as those where you can place bets or those that are sponsored by beer or alcohol companies.**

More than two in ten youth (24%) say they have often (4%) or sometimes (20%) visited a Web site sponsored by a beer or alcohol company. Youth in secondary school, particularly boys, and those who use the Internet more frequently at home are more likely to say they have done this. Among those who have visited a Web site sponsored by a beer or alcohol company, the largest proportions say they found the Web site because someone told them the address (30%) or that they linked to it from another site (30%). Smaller numbers mention that they got to the Web site from a search (25%) and that they learned about the site from an ad they saw on television or in a magazine (23%). Five percent mention something else. Youth in secondary school are more likely to mention all of these things.

## Visited Web Site Sponsored by Beer/Alcohol Company

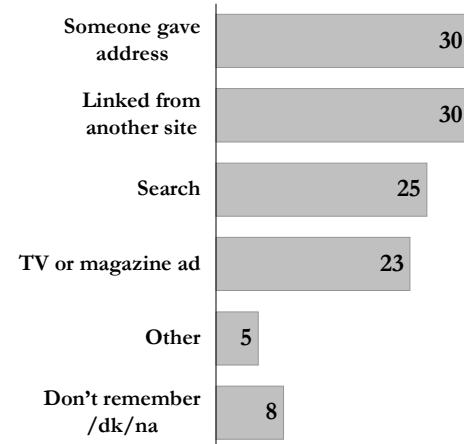


Q.S82/J70

Have you often, sometimes or never visited a Web site sponsored by a beer or alcohol company?

Base: Respondents who have used the Internet

## How Beer/Alcohol Site Was Found



Q.S83/J71

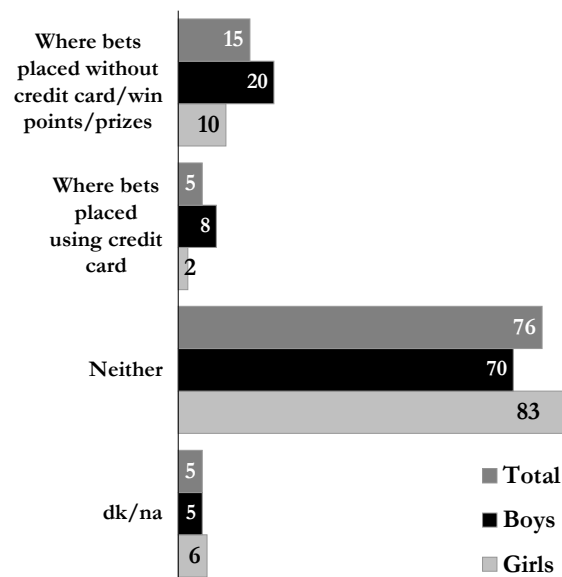
How did you find the beer or alcohol site?

Subsample: Respondents who have visited a Web site sponsored by a beer or alcohol company or who said dk/na at Q. S82/J70

Base: Respondents who have used the Internet

Two in ten older youth (20%) report having visited Web sites where bets can be placed, either one where visitors could bet without a credit card, to win points or prizes (15%), or one where visitors could place a bet using a credit card (5%). Boys in secondary school are more likely than their female counterparts to report having visited such sites. This number is also higher among those who use the Internet more frequently at home.

### Visited Web Site(s) to Place Bets



*Q.S81*

*Which of the following types of Web sites where you can place bets have you ever visited? One where visitors could place a bet using a credit card, one where you could bet without a credit card, to win points or prizes, or neither.*

*Subsample: Respondents who are in grade 7-11*

*Base: Respondents who have used the Internet*



---

## VIDEO GAMES



# USE OF VIDEO GAMES

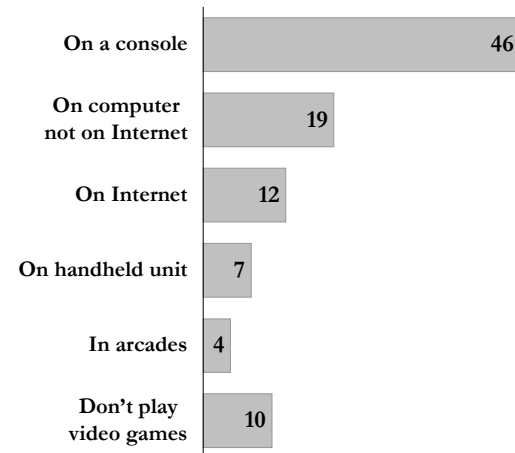
**Among those who play video games, four in ten say they play video games on the Internet at least once a week.**

Outside of school, eight in ten youth (81%) report watching television every day or almost every day. Smaller proportions engage in other activities, such as hanging out with friends (50%), going onto the Internet, including e-mail, Web sites, chat rooms, games and instant messaging (IM) (43%), playing sports (39%) and playing video/computer games that are not on the Internet (32%), with the same frequency. More than eight in ten youth in secondary school (84%) report listening to music every day or almost every day. Boys and those who use the Internet at home more than three hours a day are more likely to say they play video games. Youth in secondary school, particularly boys, are more likely to report going onto the Internet every day or almost every day.

Almost one-half of youth (46%) say their favourite way to play video games is on a console like the Sony Playstation or Sega Dreamcast. Smaller numbers prefer the Internet (12%), on their computer but not on the Internet (19%), on a handheld unit like Gameboy (7%) and in arcades (4%). Boys and youth outside

Quebec are more likely to prefer playing video games on a console like the Sony Playstation or Sega Dreamcast. Youth in Quebec are more likely to prefer playing video games on their computer but not on the Internet. Girls in elementary school, boys in secondary school and those who use the Internet more frequently at home are more likely to say they prefer playing video games on the Internet.

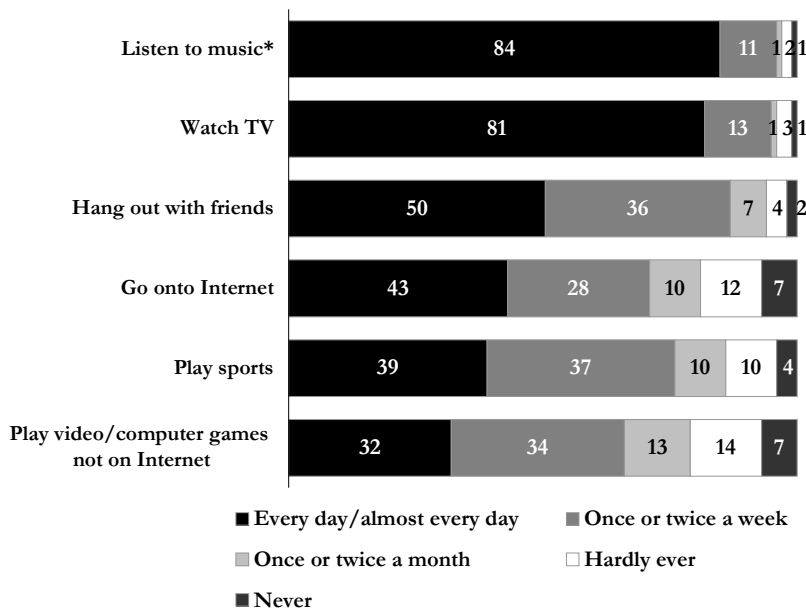
## Favourite Way to Play Video Games



Q.S10/J9

Which of the following is your favourite way to play video games?

## Frequency of Activities Outside of School



S9/J8a-f

Outside of school, how often do you usually do each of the following?

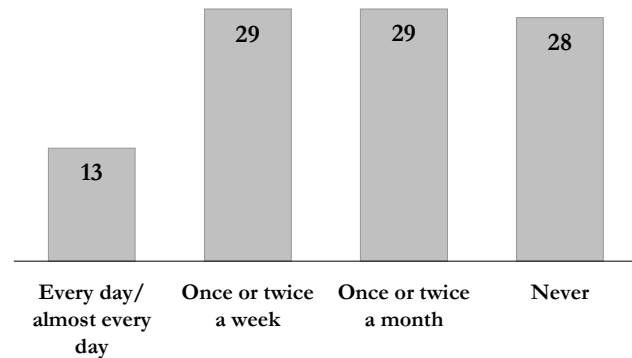
Use the scale below and circle the closest that applies.

\* Respondents who are in grade 7-11

Among youth who play video games, four in ten (42%) play video games on the Internet at least once a week, including those who play them every day or almost every day (13%) and once or twice a week (29%). Another three in ten (29%) play them once or twice a month. Boys, youth from Quebec and those who use the Internet more frequently at home are more likely to report playing video games on the Internet on a daily basis.

Among youth who play video games, action or combat (60%), sports and competition (57%) and adventure (50%) games are mentioned most often among their top three favourite video games. Smaller numbers mention role playing or interactive fiction or fantasy games (33%), simulation or strategic planning games (26%), classic games, e.g., chess, card games, Monopoly (23%), puzzle and logic games (15%) and gambling games (9%). Six percent offer no opinion. Boys are more likely to mention action/combat and sports and competition games. Youth in elementary school are more likely to mention adventure games. Girls are more likely to mention classic games. Youth in secondary school, particularly boys, are more likely to mention role playing/interactive fiction/fantasy games. Those who use the Internet more frequently at home are more likely to mention role playing and simulation/strategic planning games.

### Play Video Games on Internet



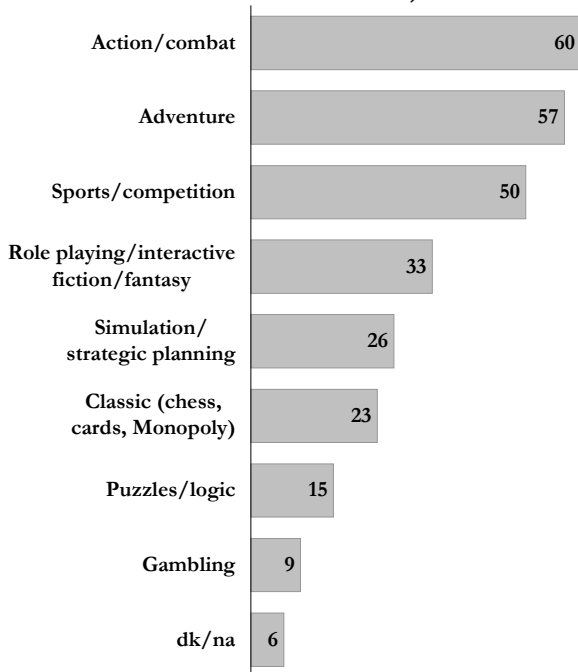
S11/J10

How often do you play video games on the Internet?

Subsample: Respondents who play video games or said dk/na

### Favourite Types of Video Games

Combined Mentions (Named as first, second or third mention)



Q.S12/J11

What are your three favourite types of video games?

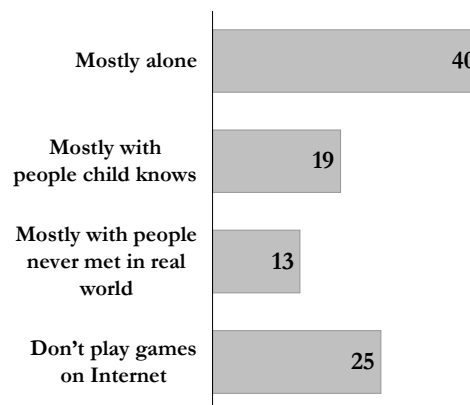
Subsample: Respondents who play video games or said dk/na

**Most youth are not supervised when they play video games on the Internet.**

Among youth who play video games, four in ten (40%) say they usually play games on the Internet by themselves. Three in ten (32%) play with other people that they already know (19%) or who they've never met in the real world (13%). Youth in elementary school are more likely to say they play by themselves. Boys in secondary school and those who use the Internet more frequently at home are more likely to say they play with people who they've never met in the real world.

Among those who play video games, majorities say their parents never check the rating on a video game before they are allowed to play it (76%), play video games with them (69%) or check in from time to time as they are playing video games (59%). Youth in secondary school are more likely to say their parents never do any of these things. Those who do not have a parent who is a college or university graduate are more likely to say their parents never check the rating on a video game before they are allowed to play it or check in from time to time as they are playing video games.

**Play Games on Internet Alone vs with Others**

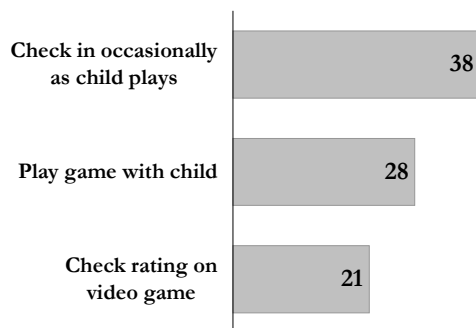


Q.S14/J13

*If you play games on the Internet, do you usually play alone or with other people?*

*Subsample: Respondents who play video games or said dk/na*

**Parental Supervision of Video Game Play**



Q.S13/J12

*Do your parents ever do any of the following to supervise your video game play? My parents check the rating on a video game before I am allowed to play it ... My parents check in from time to time as I'm playing video games ... My parents play the video game with me.*

*Subsample: Respondents who play video games or said dk/na*



---

## METHODOLOGY



The results of the survey are derived from 5,682 self-administered paper-based interviews conducted in a classroom environment in selected schools across ten Canadian provinces. Two versions of the questionnaire were administered, one to 3,685 students in Grades 7 to 11, and a shorter version to 1,997 students in Grades 4 to 6. Data was collected between February 23 and March 28, 2001.

The margin of error for a sample of 5,682 interviews is  $\pm 1.3$  percentage points, 19 times out of 20. The margins are wider for regional and demographic subsamples.

### Total Sample by Gender and Level of Education

	WEIGHTED N	UNWEIGHTED N	MARGIN OF ERROR
<i>Elementary</i>			
Male	938	951	3.2
Female	1,005	1,035	3.1
Total*	1,954	1,997	2.2
<i>Secondary</i>			
Male	1,946	1,904	2.2
Female	1,759	1,757	2.3
Total*	3,728	3,685	1.6
Total Sample	5,682	5,682	1.3

\* Includes respondents who did not indicate their gender.

### Sample Selection

Data was collected in a sample of schools across Canada stratified by community size and region. In total, 77 schools are represented in the final sample. The representation of schools by province is as indicated below.

Newfoundland	3
Prince Edward Island	1
Nova Scotia	6
New Brunswick	1
Quebec	13
Ontario	18
Manitoba	7
Saskatchewan	11
Alberta	8
British Columbia	9

The sample frame was based on stratification by region and community size, as shown below.

### Sample Frame for n = 5,000 By Region and Community Size (Statistics Canada definition)

C-SIZE	POPULATION	ATL.	QUE.	ONT.	MAN.	SASK.	ALB.	BC
1	1M+	-	600	800	-	-	-	325
2	100K-1M	125	225	325	100	60	250	45
3	5K-100K	125	225	475	25	25	80	175
4	Under 5K	150	200	300	50	90	115	105
Total	5,000	400	1,250	1,900	175	175	450	650

The distribution of the final sample by community size and region is as shown in the table below.

### Total Sample by Region and Community Size

	TOTAL	ATL	Nfld.	PEI	NS	NB	QUE.	ONT.	MAN.	SASK.	ALB.	BC
1M+	1,643	-	-	-	-	-	414	1,034	-	-	-	195
100K-1M	2,364	135	46	-	89	-	387	409	295	292	561	285
5K-100K	1,054	63	-	-	-	63	250	340	75	119	-	207
Under 5K	621	405	98	70	237	-	46	-	-	119	51	-
Total	5,682	603	144	70	326	63	1,097	1,783	370	530	612	687

### Data Collection

The questionnaires were distributed through regional supervisors to experienced interviewers across the country. The supervisors were also responsible for training the interviewers and for briefing them on the specific instructions for administering the surveys.

Parental permission forms explaining the nature and intent of the study were sent to the schools in the sample prior to the beginning of fieldwork. These forms were distributed through the schools to the parents of students in the classes selected as part of the sample. In some cases, schools elected to distribute their own permission forms instead of those provided.

Appointments were made for the interviewers to administer the survey in the participating schools. Interviewers distributed the questionnaires to the participating students and gave the students instructions on completing the questionnaire. Students were assured of the confidentiality of their answers and instructed not to put their names on the questionnaires. Skip patterns and answer patterns to the various question types were explained fully. Standard definitions for terms such as “porn” and “hacking” were provided. The interviewer remained in the classroom to provide any further assistance required by the students in completing the questionnaires.

Thirty minutes were initially allowed for the in-class completion of the questionnaire. This was expanded to 45 minutes, where possible, to allow sufficient time for younger students to complete the questionnaire.

---

Participation rates by province are given below. These rates represent the actual completed questionnaires received from all participating schools in each province as a percentage of the estimate of returns made prior to the beginning of fieldwork. These initial estimates were based on an assumption of participation by all students in the target schools in each province. Participation rates were affected by low rates of return of parental permission forms in schools where the school's own permission forms were used. These forms generally required a return to indicate parental consent; those provided as part of the study assumed consent unless forms were returned declining permission.

### Participation Rates by Province

---

Newfoundland	78%
Prince Edward Island	95%
Nova Scotia	64%
New Brunswick	17%
Quebec	95%
Ontario	69%
Manitoba	77%
Saskatchewan	61%
Alberta	62%
British Columbia	76%

---

### Data Processing

In total, 6,151 questionnaires were received. The questionnaires were manually edited and data entered. Following editing and data cleaning, 5,682 questionnaires were included in the final results. Responses to open-ended questions were analysed and coded.

The results of the survey were weighted to reflect the actual proportion of over- and under-sampled segments in the population: in this case, data were weighted by province and age group. Using population data obtained from Statistics Canada, the relative proportions of youths in each of two age groups – ten to 14 years and 15 to 19 years – in the populations of each province were derived and used as the basis for weighting.